


While you wait...

Join our mailing list:

**FAMEmaine.com/join**



## Connect with Us



FAMEmaineorg



FAME.maine



Finance Authority of Maine



FAMEMaine



# Financial Aid Information Session

Spring 2026

PRESENTED BY

**Mila Tappan**, Education Affordability Content and Training Manager



- Financial Aid Overview
- Three Steps to Financial Aid
- Types of Financial Aid
- Your Financial Aid Offer
- When the Aid Isn't Enough
- Additional Resources

Download *PAY: Tips for Planning and Paying for Higher Education* at [FAMEmaine.com/Publications](http://FAMEmaine.com/Publications)



# Financial Aid Overview

- Financial aid exists to help students pay for higher education.
- Two categories of aid:
  - **Merit-based** aid
  - **Need-based** aid
- All schools must use the **Free Application for Federal Student Aid** (FAFSA) to determine eligibility for federal financial aid.
- **Everyone** should complete the FAFSA. Even if you think you won't qualify—FAFSA is required for many scholarships and federal loans.



# Step 1: Get Ready

Research college costs and financial aid:

- Focus on **net price**, not sticker price!  
Use the school's Net Price Calculator, found on each school's website.
- Schools vary in the amount of aid offered and “percent of need” they can meet.  
Research schools using the College Board's Big Future site.

University of Maine at Farmington Net Price Calculator

① ————— ② ————— ③ ————— ④ ————— ⑤ ————— ⑥  
Step 1                      Step 2                      Step 3                      Step 4                      Step 5                      Step 6

*This Net Price Calculator is intended to help you to estimate your costs, eligibility for financial aid, and net price of attending the University of Maine at Farmington. The University of Maine at Farmington has earned a national reputation as an outstanding public regional college and has also garnered national recognition as an outstanding college value — a school that provides a high quality education at an affordable price.*

**Please read.** This calculator is intended to provide estimated net price information (defined as estimated cost of attendance - including tuition and required fees, books and supplies, room and board (meals), and other related expenses - minus estimated grant and scholarship aid) to current and prospective students and their families based on what similar students paid in a previous year.

By clicking below, I acknowledge that the estimate provided using this calculator does not represent a final determination, or actual award, of financial assistance, or a final net price; it is an estimate based on cost of attendance and financial aid provided to students in a previous year. Cost of attendance and financial aid availability change year to year. The estimates shall not be binding on the Secretary of Education, the institution of higher education, or the State.

Students must complete the Free Application for Federal Student Aid (FAFSA) in order to be eligible for, and receive, an actual financial aid award that includes Federal grant, loan, or work-study assistance. For more information on applying for Federal student aid, go to <http://studentaid.gov>.

**Note:** Any information that you provide on this site is confidential. The Net Price Calculator does not store your responses or ask for personal identifying information of any kind.

Agree & Continue



# Step 1: Get Ready

The image shows a screenshot of the College Search interface. The main page has a header "College Search" and a filter section with buttons for "Majors", "Location", and "Reach, Match, Safety". Below this is a "Get match" button with a college icon and the text "Get a list of colleges". A modal window titled "Affordability" is open, showing options for "Financial Need Met" (65% or more, 75% or more, 90% or more, 100%, No Preference) and "Application Fees" (Application fee waivers offered, Free to apply). The "100%" option is selected. At the bottom of the modal are "Clear All" and "Show Colleges" buttons. The background page also shows a "Pay for College" dropdown menu and a "Match me" button.

<https://bigfuture.collegeboard.org/college-search>



Research deadlines and required forms.

- Deadlines are critical and vary by school.
- What financial aid applications are required?
  - All schools require the FAFSA.
  - Some schools also require the CSS Profile (or an Institutional application) to award institutional aid.

*For more information on the CSS Profile, visit [CSSprofile.org](https://cssprofile.org) where you will find an interactive presentation on the CSS Profile.*

## Step 1: Get Ready

### SCHOOL REQUIREMENTS TRACKING SHEET:

	School Name:	School Name:	School Name:
<b>Admission Application Deadline</b>	Date Submitted:	Date Submitted:	Date Submitted:
<b>Priority FAFSA Deadline</b>	Date Submitted:	Date Submitted:	Date Submitted:
<b>Other Application Requirements</b> (CSS Profile, etc.)	Date Submitted:	Date Submitted:	Date Submitted:
<b>Follow-up Requirements</b> (If selected, complete verification requirements; if borrowing, complete loan-related documents.)	Date Submitted:	Date Submitted:	Date Submitted:
<b>Check your college email regularly!</b>			



## Step 1: Get Ready

Save as much as possible!

- It's not too late to get started – every little bit helps.
- Great news - savings has little to no impact on financial aid eligibility!
- Learn about Maine's education savings program @ [NextGenforME.com](https://NextGenforME.com)

*myAlfondgrant*

### **THE \$500 ALFOND GRANT—UNLOCKING OPPORTUNITY**

The first recipients of the Alfond Grant are getting ready for life after high school. You may be one of those Mainers who received a \$500 Alfond Grant at birth. Now what?

Visit [NextGenforME.com/AGPAY](https://NextGenforME.com/AGPAY) to get the information you need to know about using the Alfond Grant.



## Step 1: Get Ready

Research and apply for outside scholarships

- Use free searches only
- Links and other resources to help search for scholarships can be found at

[FAMEmaine.com/Scholarships](https://FAMEmaine.com/Scholarships)



Learn more about the Worthington Scholarship at:  
[WorthingtonScholars.org](https://WorthingtonScholars.org)



## Step 1: Get Ready

Create an account at [StudentAid.gov](https://StudentAid.gov)

When you create an account, you'll set up a **username** and **password** (aka an FSA ID).

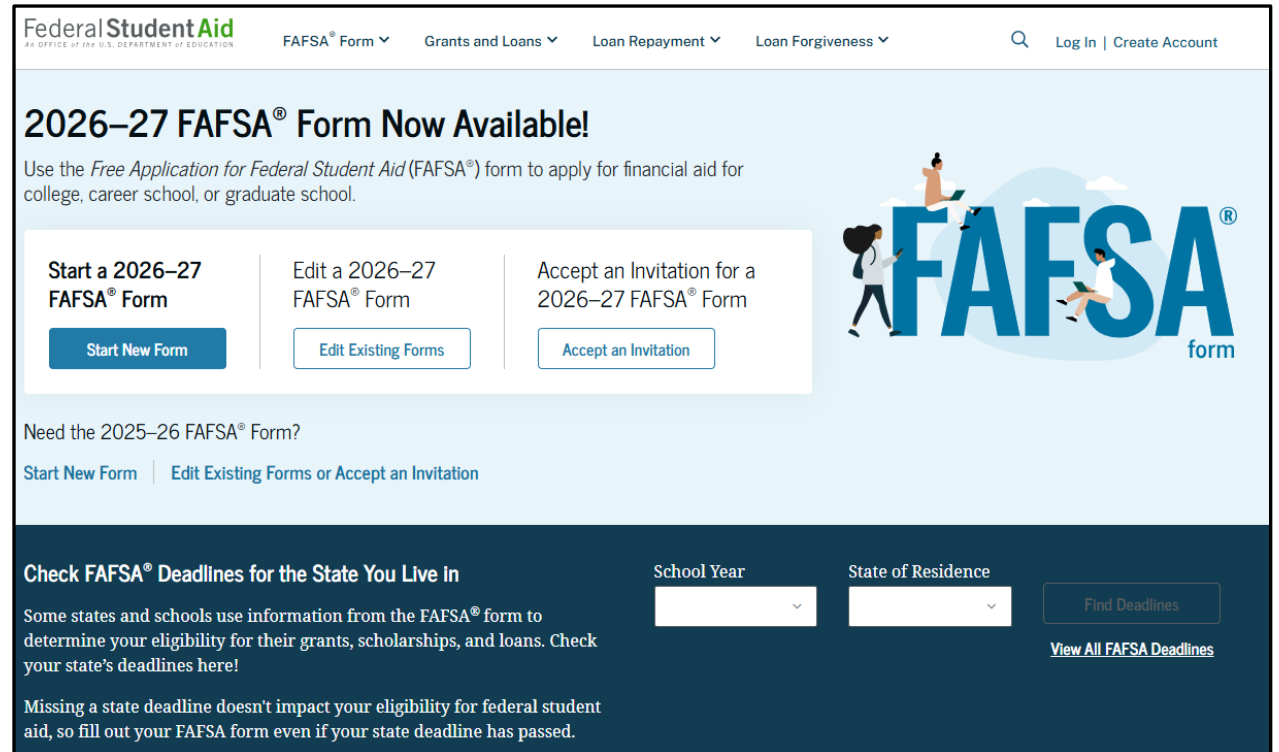
- This **username** and **password** will be needed to access and sign the FAFSA (as well as other information on the Federal Student Aid website).
- Who needs a StudentAid.gov account?
  - All students!
  - For dependent students, we recommend any parent required to provide information on the FAFSA create their own account.
  - To create an account, you'll need access to an **email account and** mobile phone (if available).

The form is titled "StudentAid.gov Account Information Sheet" and features the FAME logo (Finance Authority of Maine) in the top left. It contains the following sections and fields:

- Student Information**
  - Email Address: \_\_\_\_\_
  - Mobile Phone Number: \_\_\_\_\_
  - Username: \_\_\_\_\_
  - Password: \_\_\_\_\_
- Challenge Questions and Answers** (NOTE: Answers are case sensitive.)
  - Challenge Question/Answer 1: \_\_\_\_\_
  - Challenge Question/Answer 2: \_\_\_\_\_
  - Challenge Question/Answer 3: \_\_\_\_\_
  - Challenge Question/Answer 4: \_\_\_\_\_
- A note: "When you set up the required two-step verification, you will be assigned a backup code. Your backup code lets you access your account if you can't use any other two-step verification method. A backup code can only be used once. To generate a new backup code, log into your account at [StudentAid.gov](https://StudentAid.gov), click on Settings > Two Factor Verification > Generate a New Back Up Code."
- A field: "Write your backup code here: \_\_\_\_\_"
- A QR code with the text: "For tips and step-by-step instructions on creating a StudentAid.gov account scan here:"
- A footer: "Please see other side for important Contributor information. HAVE QUESTIONS ABOUT YOUR STUDENTAID.GOV ACCOUNT OR FILING THE FAFSA? Get help from FAME: Education@FAMMaine.com or 800-228-3734"

Complete the 2027-2028 FREE Application for Federal Student Aid (FAFSA) at [StudentAid.gov](https://studentaid.gov).

- FAFSA is FREE – do not pay anyone to submit it for you.
- Must be filed every year.



The screenshot shows the Federal Student Aid website interface. At the top, there is a navigation bar with the logo "Federal Student Aid" and an "AN OFFICE OF THE U.S. DEPARTMENT OF EDUCATION" tagline. To the right of the logo are dropdown menus for "FAFSA® Form", "Grants and Loans", "Loan Repayment", and "Loan Forgiveness". Further right are links for "Log In" and "Create Account".

The main content area features a large heading: "2026–27 FAFSA® Form Now Available!". Below this heading is a sub-heading: "Use the *Free Application for Federal Student Aid* (FAFSA®) form to apply for financial aid for college, career school, or graduate school." To the right of this text is a large graphic with the word "FAFSA" in blue, with "form" in smaller text below it, and an illustration of a person sitting on a globe.

Below the heading and sub-heading are three columns of options, each with a button:

- Start a 2026–27 FAFSA® Form** (button: Start New Form)
- Edit a 2026–27 FAFSA® Form** (button: Edit Existing Forms)
- Accept an Invitation for a 2026–27 FAFSA® Form** (button: Accept an Invitation)

Below these options is a section titled "Need the 2025–26 FAFSA® Form?" with two links: "Start New Form" and "Edit Existing Forms or Accept an Invitation".

At the bottom of the page, there is a dark blue section titled "Check FAFSA® Deadlines for the State You Live in". It contains a paragraph: "Some states and schools use information from the FAFSA® form to determine your eligibility for their grants, scholarships, and loans. Check your state's deadlines here!". To the right of this text are two dropdown menus labeled "School Year" and "State of Residence", and a "Find Deadlines" button. Below the "Find Deadlines" button is a link: "View All FAFSA Deadlines".

At the very bottom of the page, there is a small paragraph: "Missing a state deadline doesn't impact your eligibility for federal student aid, so fill out your FAFSA form even if your state deadline has passed."

The 2027-2028 FAFSA will be available on October 1!

- Submit early to meet deadlines.
- The **2027-2028** FAFSA requires **2025 tax information**. Be sure to click “Approve” in the financial information section to allow tax return data (if any) to be transferred from IRS to your school.
- Parental information – whose information is needed?
- See what asset information is required.
- The FAFSA is a **“roles-based”** form. Either the student or the parent can start the FAFSA. Whoever starts the FAFSA will invite the other to complete their section.

### When Is Parent Information Required?

Students are considered dependent and required to provide parent information unless they can answer YES to one of the following questions:

- Were you born before January 1, 2001?
- As of today, are you married?
- At the beginning of the 2024-2025 school year, will you be working on a graduate program?
- Are you currently serving on active duty in the U.S. Armed Forces for purposes other than training, or are you a veteran of the U.S. Armed Forces?
- Do you have children or dependents who will receive more than half of their support from you between July 1, 2024 and June 30, 2025?
- At any time since you turned 13, were both your parents deceased, were you in foster care or were you a dependent or ward of the court?
- As determined by a court in your state of legal residence, are you or were you an emancipated minor or in a legal guardianship?
- At any time on or after July 1, 2023, were you homeless or at risk of being homeless?

### Who's My Parent When I Fill Out My FAFSA® Form?

Are your parents married to each other?



Report the information for both parents on the FAFSA® form.



Note: Dependent students are required to provide parent information on the FAFSA. A parent means your legal (biological or adoptive) parent or stepparent, or a person that the state has determined to be your legal parent.

Do your parents live together?



Report information for both parents on the FAFSA® form even if they were never married, are divorced, or are separate.



Report information for the parent who provided more financial support over the past 12 months or in the last year you received support on the FAFSA® form.



Is this parent currently married?



Also report information for your stepparent on the FAFSA® form.

You do not need to report additional parent information.


The following people are not your parents unless they have legally adopted you:

- Widened Stepparent
- Grandparents
- Foster Parents
- Older Brothers or Sisters
- Aunts or Uncles



# FAFSA Process:

## Step 2: Apply



FAFSA<sup>®</sup> FORM 2026-27 Student Alex Tran Save FAFSA Menu

Personal Circumstances Demographics Financials Colleges Contributor Invite Signature

### Invite Your Parent to This FAFSA<sup>®</sup> Form

To determine your federal student aid eligibility, we need more information on your household financial situation. You'll need to invite a contributor to provide this information.

As a dependent student, you need to invite a legal parent as a contributor. You only need to invite one parent.


Who counts as a parent on the FAFSA form?

Parent

#### Invite a Parent Contributor

Email

Send Invite



FAFSA<sup>®</sup> FORM 2026-27

Welcome, Alex, to the FAFSA<sup>®</sup> Form

I am starting the FAFSA form as a

Student  Parent

Did you receive an invitation code?

Enter Code

Previous Continue

FAFSA<sup>®</sup> FORM 2026-27 Student Alex Tran Save FAFSA Menu

Personal Circumstances Demographics Financials Colleges Contributor Invite Signature

### Parent Contributor

Once your parent accepts the invitation, they can complete the parent section of this FAFSA form.

They may be asked to invite their spouse as a contributor too. You can check the status of contributor invitations from the "My Activity" page.

Parent

599887939test@testcod.edu

Invite Sent

Other Ways to Send the Invite

Copy and Send the Invite Link

[www.fafsa.gov/invite/7NDNUKA](http://www.fafsa.gov/invite/7NDNUKA) Copy Link

You can also have them go to [www.fafsa.gov/invite](http://www.fafsa.gov/invite) and enter code: 7NDNUKA

Cancel Invite

← FAFSA Home Page

### Accept 2026-27 FAFSA<sup>®</sup> Invitation

Enter the code you received for the FAFSA form.

Invitation Code

Submit

**Need to accept an invitation for a different year?**

Go to [My Activity](#) where you can find any existing invitations for an earlier year FAFSA form.

**Don't have an Invitation code?**

Speak with the person who invited you to the form and ensure they have sent it to your email. Check your inbox for your invitation code.



## FAFSA Submission Summary

- Review and correct errors at [StudentAid.gov](https://studentaid.gov).
- FAFSA information and changes will be sent to the colleges electronically.

## Step 3: Follow Up

Eligibility Overview FAFSA Form Answers School Information **Next Steps**

### Your Estimated Federal Student Aid

**Federal Pell Grant**  
You are not eligible for a Federal Pell Grant, but you may be eligible for other aid. **N/A**

**Federal Direct Loans**  
A federal direct loan is money lent to you by the government that you must repay with interest. **Up to \$9,500**

**Federal Work-Study**  
Federal Work-Study is a way for students to earn money to pay for school through part-time jobs on or off campus. **You May Be Eligible**

*Amounts shown here are only estimates of federal student aid based on full-time enrollment and the average cost of attendance. Your school will determine how much student aid to offer you, which may include additional aid from your school or state.*

[Learn more about financial aid](#)

**Keep in mind, this is only an estimate**  
Always refer to your school's financial aid offer for a final determination of financial aid availability.

**Need to make a correction?**  
Start a correction to revise your FAFSA form if you need to update or change information (such as a change in your school or an additional school).  
[Make a Correction](#)

**View All of Your Federal Student Aid In One Place**  
View detailed information about your federal student loan and grant aid, including your enrollment history, payment history, and subsidized usage.

Print to save your FAFSA Submission Summary as a PDF in your college folder on your computer!

### Your Student Aid Index (SAI)

Your SAI is an index number calculated using information provided on your FAFSA form. Your school uses your SAI to determine your federal student aid eligibility and to build your financial aid offer. Your SAI may change if you update or correct your FAFSA information or after verification (if your FAFSA form was selected for review). Once your updated FAFSA form is complete and fully processed, you'll receive a new FAFSA Submission Summary, which may include changes to your SAI and estimated federal student aid.

**-1500**

[What does this mean?](#)



# Types of Financial Aid

## Scholarships/Grants

- Federal
- State (Maine State Grant – *May 1 deadline*)
- Institutional (colleges and universities)
- Private

## Work Study

- Federal
- Institutional





# Types of Financial Aid

## Student Loans

- Federal Direct Student Loans
  - Subsidized and unsubsidized
- Be sure to understand the differences between various loan programs.
- Visit [FAMEmaine.com/borrowing](https://famemaine.com/borrowing) to learn more about borrowing options.



## Your Financial Aid Offer

The financial aid office will notify you of your financial aid offer – either via paper or email notification.

- You must be accepted for admission.
- Many schools will not start sending notifications until January.
- *Be sure to check your student e-mail account regularly.*



- Review and compare financial aid offers.
- Each financial aid offer will look different.
- Carefully review the details and compare information!
- Use FAME's Comparing Costs and Financial Aid Offers worksheet available at:  
[FAMEmaine.com/affording-education/pay-for-school/resources-tools/](http://FAMEmaine.com/affording-education/pay-for-school/resources-tools/)

# Financial Aid Offers



## Comparing Costs & Financial Aid Offers

Use this worksheet to compare estimated college costs and financial aid offers. Find the information you need to complete this worksheet on your financial aid offer or your school's website. Costs and financial aid offers can vary significantly from one college or university to another.

College Name	Example	School 1	School 2	School 3
	School X			
<b>Direct Costs to Attend</b>				
Tuition & Mandatory Fees	\$12,700			
Housing & Food	+ \$13,200	+	+	+
<b>Direct Costs</b> (Billed by the school)	<b>- \$26,100</b>	- \$0	- \$0	- \$0
<b>Financial Aid - Grants &amp; Scholarships</b>				
Grants & Scholarships	- \$13,893	-	-	-
<b>Net Cost Before Loans</b>	<b>- \$12,207</b>	- \$0	- \$0	- \$0
<b>Financial Aid - Loans</b>				
Federal Direct Subsidized Loan	\$3,500			
Federal Direct Unsubsidized Loan	+ \$2,000	+	+	+
<b>Total Loan Amount<sup>1</sup></b>	<b>- \$5,500</b>	- \$0	- \$0	- \$0
<b>Estimated Total Cost</b>				
Balance Due (Direct Costs minus grants, scholarships, & loans)	- \$6,707	- \$0	- \$0	- \$0
Indirect Costs (Books, supplies, travel)	+ \$1,500	+	+	+
<b>Estimated Total Cost<sup>2</sup></b> (Out-of-pocket cost)	<b>- \$8,207</b>	- \$0	- \$0	- \$0
<b>Financial Aid - Work Study</b>				
Work Study <sup>3</sup>	\$1,500			

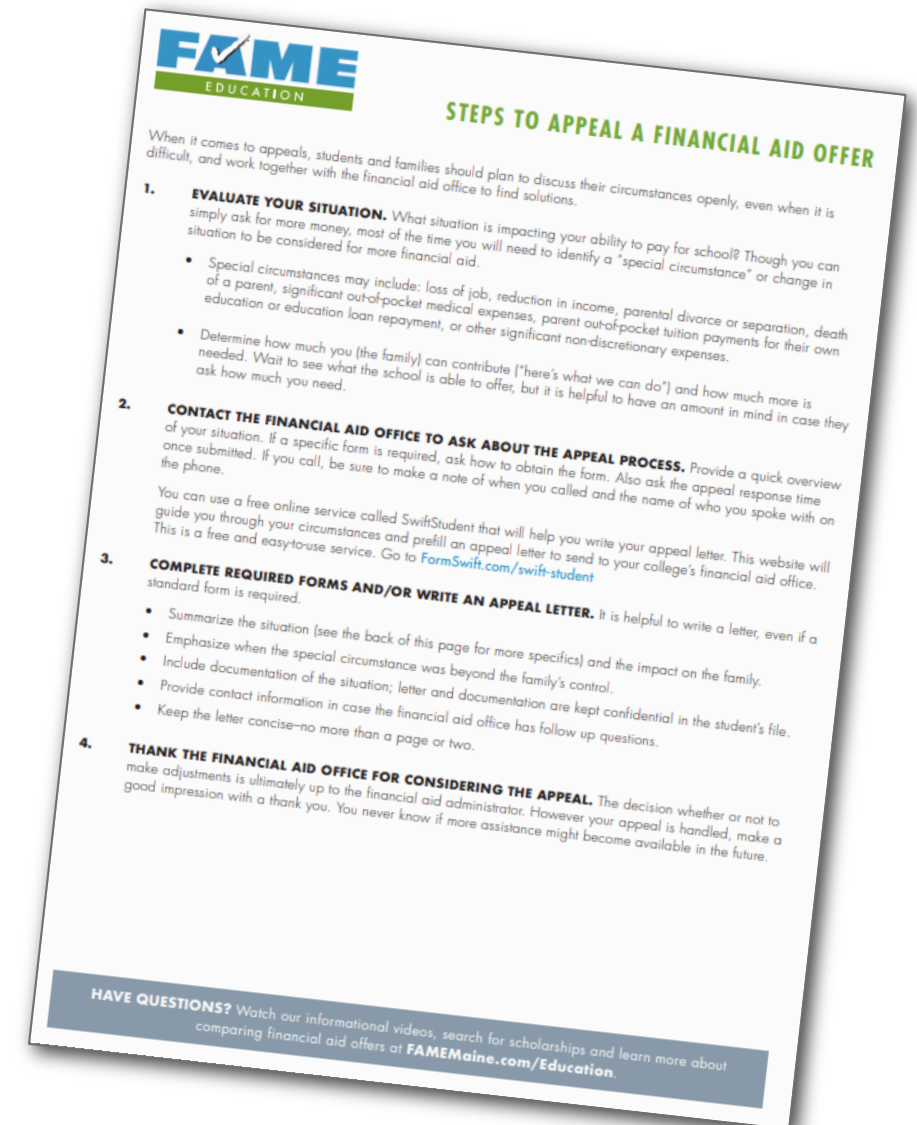
<sup>1</sup> Most schools do not list Federal Parent PLUS or private loan eligibility on the award, as these loans are credit-based and may not be approved for everyone. If Parent PLUS or private loan eligibility is listed, please exclude for the purposes of comparing awards.

<sup>2</sup> Estimated Total Cost would be the amount paid by the student and/or the student's family using savings, outside scholarships and/or loans.

<sup>3</sup> Federal Work Study funds are earned throughout the year so not available to help pay the fall balance.

If FAFSA no longer reflects your current situation, contact the financial aid office to discuss changes.

- Loss of income/unemployment
- Divorce or separation
- Unusual medical expenses
- Multiple family members attending college







# When the Aid Isn't Enough

- Savings  
Including summer and possible school year savings
- Payment Plans  
Make monthly payments to the college
- Other Financing Options  
Start by visiting [FAMEmaine.com/borrowing](https://www.fameeducation.com/borrowing) to learn more about borrowing options
- Federal Tax Credits and Deductions  
See IRS Publication 970

## The Path to Affording HIGHER EDUCATION



The key to affording higher education is to start planning early. The longer families have to save, the better, and starting early also gives families more time to get "financially fit." Early planning can also help students understand the importance of good grades and the role of scholarships. Follow the path to see how you can better plan ahead to afford higher education!



**Consider the PIECEMEAL APPROACH**  
Families who take a piecemeal approach find paying for higher education more manageable. More "pieces" lead to more options and less reliance on any one source of funding. Here are some of the "pieces" families use to pay for higher education:

- Financial Aid (need-based grants and scholarships)
- Merit Scholarships (offered by the college)
- Private Scholarships (for example from your high school or employer)
- Savings
- Parent Earnings
- Student Earnings
- Tuition Payment Plans
- Tax Credits
- Federal Direct Loans
- Private Student or Parent Loans

**SAVE**  
For most families, financial aid doesn't cover the full cost of education. Having savings available can make a big difference and has little or no impact on financial aid eligibility. Remember that family contributions and gifts to college savings can also help, as will a student's own earnings.

**Get FIT**  
Families who start thinking about how to pay for higher education when their student starts high school have more options. Start by paying down debt and resisting the urge to take on new expenses. This helps make room in the monthly budget for a tuition payment plan.

**Have a CHAT**  
It's a challenging conversation to have, but families who have an early discussion to clarify who is paying for what and how much the family can afford will find the final school selection process easier.

**BUILD A LIST of Affordable Schools**  
Many factors determine which schools might be a good fit, but too often affordability isn't considered until late in the process. When searching for schools, focus on net price, not sticker price. To get a sense of net price, use each school's Net Price Calculator which can usually be found on the school's financial aid website. Make sure that list includes a school that is affordable even without great financial aid. For some students, community college and/or trade-based certificate programs are a good solution.

**COMPARE Financial Aid Offers**  
All financial aid offers look different, making them hard to compare. To help get an "apples-to-apples" comparison, families can use [FAME's Comparing Costs and Financial Aid Offers Worksheet](#). If borrowing is needed, families should use FAME's Student Loan/Salary Calculator to get a better understanding of the return on investment.

See the reverse side for some conversation starters to help families have a productive discussion.

## JUNIOR YEAR PLANNING CHECKLIST

### ALL YEAR

- Explore careers and their earning potential.
- Research schools using free online search tools.
- Attend college fairs or open houses.
- Visit schools.
- Research higher education costs and financial aid using the Net Price Calculator tool on college websites.
- Save any money from working or gifts at birthdays and holidays for higher education.
- Explore dual enrollment courses.

### FALL

- Take the PSAT. You must take the test in 11th grade to qualify for certain scholarships.
- Create an email address to use specifically for scholarship searches and college applications. Be sure to choose an email address that makes a good first impression.
- Review some scholarship applications to see if you have "gaps" in your experience. For example, do you need to perform some additional community service? Knowing what is expected now will help you to be more successful with your scholarship search.
- Sign up for FAME's e-newsletters, texts, tips and more at [FAMEmaine.com/join](http://FAMEmaine.com/join).

### SPRING

- Attend a financial aid information session.
- Create your FSA ID at [StudentAid.gov](http://StudentAid.gov).
- Register for and take exams for college.



## SENIOR YEAR PLANNING CHECKLIST

### PRIOR TO OCTOBER 1

- Create your FSA ID at [StudentAid.gov](http://StudentAid.gov).
- Research admission and financial aid deadlines/requirements and develop a checklist.
- Begin college essays.
- Attend college fairs or open houses.
- Research scholarship opportunities using free online searches.

### FALL

- Attend a FAME FAFSA Help Session.
- Sign up for FAME's e-newsletters, texts, tips and more at [FAMEmaine.com/join](http://FAMEmaine.com/join).
- Submit your FAFSA at [FAFSA.gov](http://FAFSA.gov).
- Keep copies of all documents and forms pertaining to admission and financial aid.
- Ask teachers, coaches, or school counselors for letters of recommendation.
- Begin submitting your college admission applications.
- Continue researching scholarship opportunities.
- If required, submit the CSS Profile.

### LATE FALL/WINTER

- After you file your FAFSA, review your Student Aid Report (SAR) and make any necessary corrections.
- Confirm that financial aid offices received your FAFSA information.
- Submit any required documents to the financial aid office.

- Begin completing scholarship applications.
- Look for your financial aid notifications to begin arriving in the mail or by email.
- Respond quickly to all requests for information.
- Once accepted for admission, check your college-assigned email address frequently. Your college may be sending important notifications to this new email address.

### LATE WINTER/SPRING


- To be eligible for a Maine State Grant, submit your FAFSA by the **May 1 deadline**.
- Confirm that financial aid offices have received all necessary paperwork.
- Continue completing scholarship applications.
- Compare financial aid offers.
- Notify all colleges of your plans to attend (or not attend). Many colleges require an admission deposit and typically have a deadline of **May 1**.
- Line up your summer job to begin earning money for college expenses.

### SUMMER

- If you have been awarded private scholarships, send copies of all notifications to your chosen school's financial aid office.
- Attend college orientation.
- Look for your fall semester tuition bill, and reduce expenses where you can.
- Make arrangements to pay your balance.

## Junior & Senior Year Planning Checklist

## Pages 27 & 28 in *PAY: Tips to Plan and Pay for Higher Education*



## Helpful Resources at [FAMEmaine.com](https://FAMEmaine.com):

- Calculators and Tools
- Publications
- FAFSA Help
- Scholarship Search
- Financial Wellness

The collage features three overlapping documents. The top-left document is titled 'Get Ready to File the 2027-2028 FAFSA' and includes the FAME logo and text: 'The 2027-2028 FAFSA will be available on October 1, 2026. Get prepared by gathering the necessary information.' It lists 'What you need to file the 2027-2028 FAFSA' and 'CREATE YOUR STUDENTAID.GOV ACCOUNT NOW!' with instructions on how to create an account. The top-right document is titled 'PLAN TOOLS TO HELP YOU PURSUE EDUCATION AFTER HIGH SCHOOL' and features a location pin icon. The bottom document is titled 'BUILD STEPS TO FINANCIAL WELLNESS' and features a photo of a young woman looking at a calculator. It includes a 'REPORTABLE ASSETS ON THE FAFSA' section with a list of assets to report.

**Get Ready to File the 2027-2028 FAFSA**

The 2027-2028 FAFSA will be available on October 1, 2026. Get prepared by gathering the necessary information.

**What you need to file the 2027-2028 FAFSA**

**CREATE YOUR STUDENTAID.GOV ACCOUNT NOW!**

- When you create your [StudentAid.gov](https://StudentAid.gov) account you'll need a username and password every time you log in to the site. It takes about 10 minutes to create an account. Your school's Financial Aid Administration before you can file the FAFSA. If you don't have a [StudentAid.gov](https://StudentAid.gov) account so they can access and manage your account.
- To create an account, go to [StudentAid.gov](https://StudentAid.gov) and click on 'Create Account'. Keep track of your account information using FAME.

**If you are a dependent student, you will need to provide information for your parent(s):**

- [StudentAid.gov](https://StudentAid.gov) username and password
- Social Security number, legal name, date of birth, and address
- 2025 federal income tax returns (including all applicable schedules)
- Current bank statements

**If you aren't a U.S. citizen, you'll also need to provide information for your U.S. Permanent Resident Card (Form I-151 or I-152).** See reverse to learn more.

**Assets on the FAFSA**

Many students and parents aren't required to report assets such as TANF, SNAP, Free and Reduced Lunch, WIC, etc. (depending on the tax schedules filed) you and your family own. Be sure you only include assets that are reportable on the FAFSA.

**REPORTABLE ASSETS ON THE FAFSA:**

- Cash, checking and savings accounts
- Real estate (other than home you live in)
- Financial assets, such as stocks, bonds, certificates of deposit, mutual funds and money market accounts
- UGMA/UTMA accounts
- Coverdell accounts (List as a dependent student's asset if you are a beneficiary)
- Virtual currencies

**PLAN**  
TOOLS TO HELP YOU PURSUE EDUCATION AFTER HIGH SCHOOL

Your road map to education and training


Your guide to financial success

**FAME**



## Stay Connected

- Sign up for texts and/or emails from FAME!
  - For texts, opt in by texting “FAME” to 207-707-5001
  - For emails, go to [FAMEmaine.com/join](https://FAMEmaine.com/join)
  - Class of 2027 students and their parent(s)/guardian(s) who sign up will be entered into a drawing for a **\$1,000 Future Fund scholarship.**
- Parents & Caregivers: Join our *Paying For College for ME* Facebook group!
- FREE Education Affordability Coaching— Schedule a session with one of our financial aid and college savings experts at [FAMEmaine.com/Contact!](https://FAMEmaine.com/Contact!)



[For resources and more information go to FAMEmaine.com/financial-aid-sessions](https://FAMEmaine.com/financial-aid-sessions)



Questions?



Thank you for joining us today!

Find more FREE resources and information at  
[FAMEmaine.com/education](https://FAMEmaine.com/education).

Follow Us:



Contact Us: [Education@FAMEmaine.com](mailto:Education@FAMEmaine.com)

PH: 207-623-3263 or 800-228-3734

TTY: 207-626-2717