



Filing the 2023-2024 FAFSA

WILL BEGIN IN A MOMENT

While you wait...

Join our mailing list:

FAMEmaine.com/join

Connect with us:



FAME.Education



Fame.education



FAMEMaine



@FAME_Education

- Today's Agenda
 - The FSA ID
 - Filing the 2023-2024 FAFSA

Let's start by talking about the
FSA ID!



Federal Student Aid Account (FSA ID)

- Creating a Federal Student Aid Account (FSA ID)
 - **EVERY STUDENT** needs an FSA ID.
 - If the student is **dependent**, **ONE PARENT** will need an FSA ID to sign the FAFSA (and use the IRS Data Retrieval Tool)
 - FSA IDs are tied to an individual's Social Security Number.
 - Use our FSA ID Information Tracking form to record information.
 - We recommend getting FSA IDs ahead of time.



Creating an FSA ID

Go to: StudentAid.gov
Click on “Create Account”

A screenshot of the Federal Student Aid website homepage. The header includes the text "An official website of the United States government" and navigation links for "Help Center", "Submit a Complaint", and "English | Español". The main navigation bar features the "Federal Student Aid" logo, "FAFSA® Form", "Loans and Grants", "Loan Repayment", "Loan Forgiveness", "Log In | Create Account", and a search icon. The main content area has a dark blue background with the heading "Apply for Public Service Loan Forgiveness (PSLF)". Below this heading are two buttons: "Log In" and "Create Account", which is circled in green. To the right of the buttons is a "POPULAR TOPICS" section with links to "Learn About One-time Student Loan Debt Relief", "Learn About the Time-limited PSLF Waiver", "Use the PSLF Help Tool", "Apply for Aid Using the FAFSA® Form", and "Complete a Master Promissory Note (MPN)". At the bottom, there are four categories: "Considering School", "In School", "Parent", and "In Repayment", each with a brief description. The background of the main content area features an illustration of diverse students in graduation gowns.



Create an Account (FSA ID)



Parents



Students



Borrowers

Whether you're a student, parent, or borrower, you'll need to create your own account to complete federal student aid tasks.

What You Can Use Your Account For


- Filling out the *Free Application for Federal Student Aid (FAFSA®)* form
- Signing your *Master Promissory Note (MPN)*
- Applying for repayment plans
- Completing loan counseling
- Using the *Public Service Loan Forgiveness Help Tool*

Items Needed to Create an Account

- Social Security number
- Your own mobile phone number and/or email address

[Get Started](#)



 An official website of the United States government.

FederalStudentAid
An OFFICE of the U.S. DEPARTMENT of EDUCATION

UNDERSTAND AID ▾ APPLY FOR AID ▾

Log In

FSA ID Username, Email, or Mobile Phone

?

[Forgot My Username](#)

Password

Show Password?

[Forgot My Password](#)

[Log In](#)

OR

[Create an Account](#)



Step 1:

- Provide personal information
- Use LEGAL name
- Make sure date of birth and Social Security Number are ACCURATE

Create an Account (FSA ID)

Step 1 of 7

Personal Information

I understand that I'll be required to certify that the information I provide to create an account (FSA ID) is true and correct and that I'm the individual I claim to be.

If I'm not the person I claim to be, I understand that I'm not authorized to proceed and that I should exit this form now. If I provide false or misleading information, I understand that I might be subject to a fine, prison time, or both.

First Name

Middle Initial

Last Name

Date of Birth

Month	Day	Year
<input type="text"/>	<input type="text"/>	<input type="text"/>

Social Security Number (SSN)

Note: A user can only have one account associated with his or her Social Security number.

Cancel

Continue



Step 2:

- Create username and password
- Can't include name, birthday, or SSN
- Click "Show Password"

Create an Account (FSA ID)

Step 2 of 7

Account Information

Because financial aid agreements are legally binding, you can't create an account for someone else, even another family member. Parents and students must create their own accounts.

Username

 ?

Email Address

 ?

Confirm Email Address

 ?

Password

 Show Password ?

✓ Uppercase

✓ Lowercase

✓ Number

✓ 8+ characters

Confirm Password

 Show Password ?

Previous

Continue



Step 3:

- Provide contact information

Create an Account (FSA ID)

Step 3 of 7

Contact Information

Permanent Address

Address

123 Crazy Street



City

Bangor



State

ME



ZIP Code

04401



Phone Number

Mobile Phone Number

(111) 111-1111



Confirm Mobile Phone Number


(111) 111-1111|



Mobile Phone Account Recovery

We strongly recommend setting up mobile phone account recovery. This option is used to help you restore access to your account by sending you a code via text message if you are locked out.

☒ Yes, I would like to use my mobile phone for account recovery.

 By selecting this option, you agree to receive text messages on your mobile phone and confirm you have reviewed and agree to FSA's [Terms and Conditions](#). Additional information is available in FSA's [privacy policy](#).

Message and data rates may apply. Message frequency varies. Reply HELP for help or STOP to opt out.

[Previous](#)

[Continue](#)



Step 4:

- Select communication preferences

Create an Account (FSA ID)

Step 4 of 7

Communication Preferences

Required Communications

The U.S. Department of Education (ED) and its federal student loan servicers will need to send you required communications and documents related to your federal student aid, such as student loan disclosures and interest statements.

I want to receive these communications:

☒ By email *Recommended*

i By selecting this option, you agree to receive required communications by email and confirm you have reviewed and agree to FSA's [Terms and Conditions](#).

☐ By postal mail

Informational Communications

ED and its federal student loan servicers want you to feel confident about the financial aid and student loan process. To help with this, we will sometimes send out information about programs you may be eligible for, such as grant programs, student loan forgiveness programs, income-based repayment plans, and more.

I want to receive these communications:

☐ By email

☐ By text message



Step 5:

- Select and answer challenge questions
- Answers must be:
 - between 3 and 50 characters
 - can only contain uppercase letters, lowercase letters, numbers, or spaces.
- Answers are not case-sensitive.
- Select the "Show Answer" to see the answers when creating.

Step 5 of 7

Challenge Questions

Challenge questions and answers are used to retrieve your username or password if you forget them or if you need to unlock your account.

Note: Answers are not case-sensitive.

Challenge Question 1

Question

Select

Answer

Show Answer

Challenge Question 2

Question

Select

Answer

Show Answer

Challenge Question 3

Question

Select

Answer

Show Answer

Challenge Question 4

Question

Select

Answer

Show Answer

Previous

Continue



Step 6:

- Confirm and Verify Information

Create an Account (FSA ID)

Step 6 of 7

Confirm and Verify

Verify the information you provided for your account below. If there is an error, select "Edit" to correct the information.

Personal Information

Edit 

NAME

Sue m smith

DATE OF BIRTH

05/17/2000

SOCIAL SECURITY NUMBER (SSN)

***-**-5553

Account Information

Edit 

USERNAME

testingthis

EMAIL ADDRESS

testcase@famemaine.com

PASSWORD

Contact Information

Edit 

PERMANENT ADDRESS

179 State Street
Bangor, MD 04401

MOBILE PHONE NUMBER

(207) 992-0444

MOBILE PHONE ACCOUNT RECOVERY

Yes

Step 7: Verify mobile phone and email for easy account recovery

Create an Account (FSA ID)

Step 7 of 7

Account Recovery

Only a verified email address OR a verified mobile phone number is required, but if you provided both on previous screens, you **MUST** verify both below.



Verify My Mobile Phone Number

⚠ NOT VERIFIED



Verify My Email Address

⚠ NOT VERIFIED

Previous

Finish

Verify Your Mobile Phone Number

You must verify your phone number before you can use it for account recovery. A text message containing a secure code was sent to the mobile phone number: *****0444. This code is valid for 30 minutes.

Enter the secure code below.

[Resend Secure Code](#)

Continue

Close ✕

Verify Your Email Address

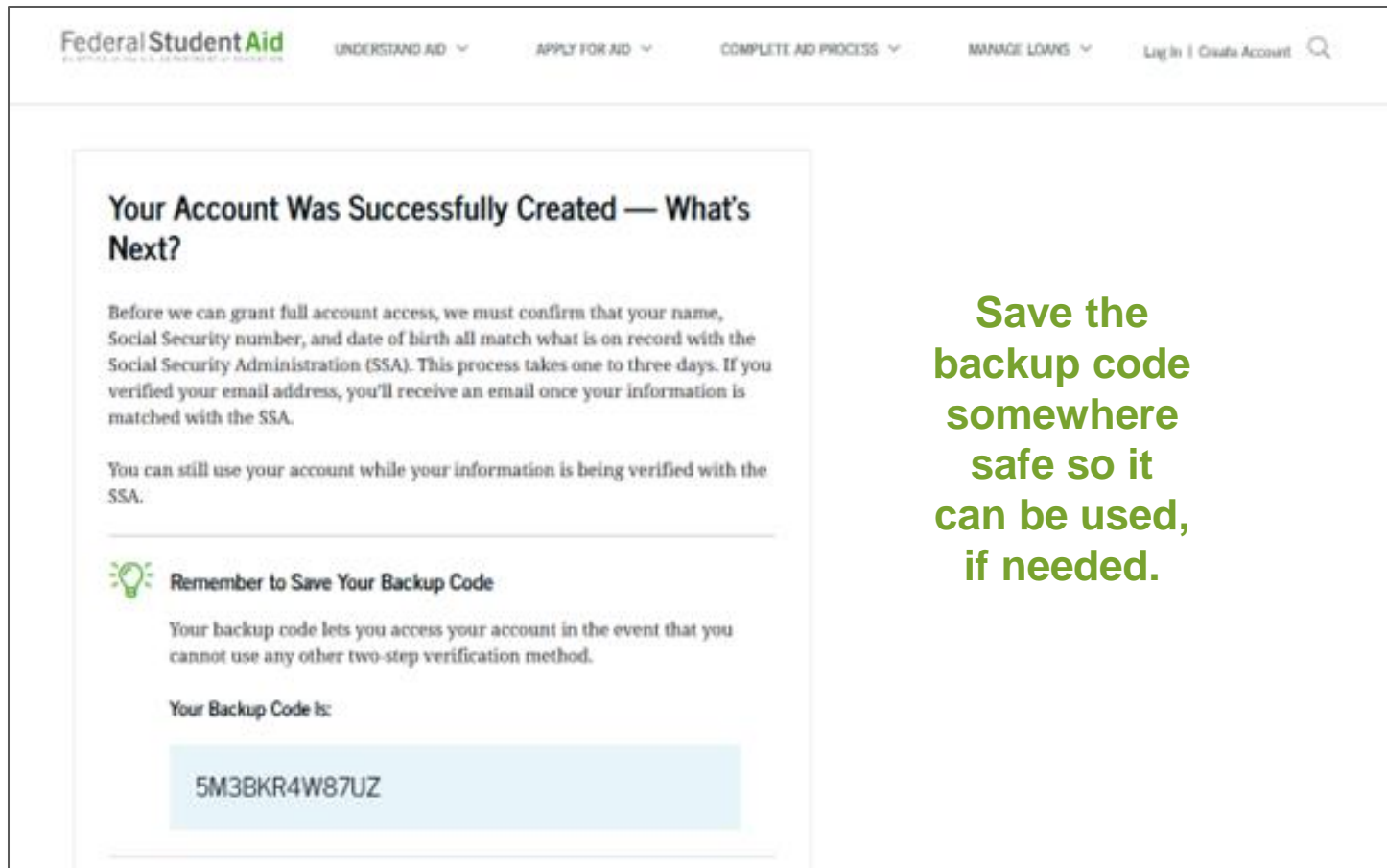
You must verify your email address before you can use it for account recovery. An email containing a secure code was sent to the email: te*****@famemaine.com

Enter the secure code below.

[Resend Secure Code](#)

Continue

Close ✕

A screenshot of the Federal Student Aid website showing a confirmation message for a newly created account. The page has a white background with a light gray header. The header contains the "Federal Student Aid" logo on the left and navigation links: "UNDERSTAND AID", "APPLY FOR AID", "COMPLETE AID PROCESS", "MANAGE LOANS", "Log In | Create Account", and a search icon. The main content area is a white box with a light gray border. It has a heading "Your Account Was Successfully Created — What's Next?". Below the heading is a paragraph explaining that full access requires verification of name, Social Security number, and date of birth with the SSA, which takes one to three days. It also mentions that an email will be sent once information is matched. Another paragraph states that the user can still use the account during verification. A section titled "Remember to Save Your Backup Code" with a lightbulb icon follows. It explains that the backup code is for emergency access. Finally, it displays the backup code "5M3BKR4W87UZ" in a light blue box.


Federal Student Aid
U.S. DEPARTMENT OF EDUCATION

UNDERSTAND AID ▾ APPLY FOR AID ▾ COMPLETE AID PROCESS ▾ MANAGE LOANS ▾ Log In | Create Account 🔍

Your Account Was Successfully Created — What's Next?

Before we can grant full account access, we must confirm that your name, Social Security number, and date of birth all match what is on record with the Social Security Administration (SSA). This process takes one to three days. If you verified your email address, you'll receive an email once your information is matched with the SSA.

You can still use your account while your information is being verified with the SSA.

 **Remember to Save Your Backup Code**

Your backup code lets you access your account in the event that you cannot use any other two-step verification method.

Your Backup Code is:

5M3BKR4W87UZ

**Save the
backup code
somewhere
safe so it
can be used,
if needed.**



⊖ Create Your Federal Student Aid Account (FSA ID)

WATCH THE VIDEO 9:15

Before you file the FAFSA, you'll need to create an account with Federal Student Aid. This video will give you step-by-step instructions on how to set up your FSA ID.



⊖ What the Heck Is Wrong with My FSA ID?

WATCH THE VIDEO 6:44

Having trouble getting into or completing the FAFSA, or accessing other Federal Student Aid websites because your FSA ID isn't working? This guide will help find and fix the issue.

To check out these videos and all of our Informational Videos, visit:
<https://www.famemaine.com/affording-education/pay-for-school/resources-tools/videos/>



Filing a FAFSA

- Now to the FAFSA!

FAFSA.gov

Complete the FAFSA[®] Form

Use the *Free Application for Federal Student Aid* (FAFSA[®]) form to apply for financial aid for college or graduate school.

New to the FAFSA[®] Process?

Completing the FAFSA form is free. Fill it out now.

[Start Here](#)

Returning User?

[Correct info](#) | [Add a school](#)

[View your Student Aid Report \(SAR\)](#)

[Log In](#)



Welcome to the FAFSA® Form

Tell us about yourself.

[Help](#) [Exit FAFSA Form](#)

☐ I am a student and want to access the FAFSA form.



☐ I am a parent filling out a FAFSA form for a student.



☐ I am a preparer helping a student fill out his or her FAFSA form.



Welcome to the FAFSA® Form

Tell us about yourself.

[? Help](#) [C→ Exit FAFSA Form](#)



I am a student and want to access the FAFSA form.



Log In to Continue

Create an FSA ID

or

Use personal identifiers to access the FAFSA form.

Log In ➞

FSA ID Username, Email, or Mobile Phone

test595011519



[Forgot My Username](#)

Password

.....



Show Password



[Forgot My Password](#)

Log In

or

Create an Account

Two-Step Verification

You have the following two-step verification methods enabled. Select one to finish logging in.



Authenticator App (Most Secure)

Use the authenticator app you set up to use with your account to get a secure code.

Enter Code



SMS Verification

*****0444

Send Code



Email Verification

mt*****@famemaine.com

Send Code

Student will need to verify identity by receiving a 6-digit code by text or email.

Get Started

[? Help](#)

[Exit FAFSA Form](#)

Welcome to Mila Tappan's application!

Fill out your FAFSA form!

To receive federal student financial aid, you need to fill out a FAFSA form every school year. Let's get started.

For which school year are you applying for financial aid?

If you are applying for a summer session or just don't know which application to complete, check with the college you are planning to attend.

Which school year should I choose?

Start 2023–24 FAFSA Form

or

Start 2022–23 FAFSA Form

FSA ID Status:

✓ Matched

[Manage FSA ID](#)

If student's FSA ID was created more than 2-3 days ago, make sure it says matched.

You can use your FSA ID to sign your FAFSA® form electronically or make corrections to your FAFSA form.



Create a Save Key

Start Student's 2023–24 FAFSA® Form

Create a save key.

The save key is for temporary use for you or your parent to return and complete this specific FAFSA form.

Create a Save Key

Show 

Reenter Save Key

Show 

[Previous](#)[Continue](#)

1

2

3

4

5

6

7

Student Demographics

School Selection

Dependency Status

Parent Demographics

Parent Financials

Student Financials

Sign & Submit

STUDENT INFORMATION

Personal Information for Student

i

Because the FAFSA® form belongs to the student, "you" and "your" always (unless otherwise noted) refer to the student.

Your Social Security Number

***-**-3011

?

Your First Name

Susan

?

Your Middle Initial

?

Your Last Name

Lastname

?

Your Date of Birth

Month

Day

Year

11

02

1986

?

Previous

Continue



Student Address and Email

1

2

3

4

5

6

7

Student Demographics
School Selection
Dependency Status
Parent Demographics
Parent Financials
Student Financials
Sign & Submit

STUDENT INFORMATION

Student Email and Phone

Your Email Address

Reenter Your Email Address

Your Telephone Number

Previous

1

2

3

4

5

6

7

Student Demographics
School Selection
Dependency Status
Parent Demographics
Parent Financials
Student Financials
Sign & Submit

STUDENT INFORMATION

Student Address

Your Permanent Mailing Address (include apt. number)

Your City (and country, if not U.S.)

Your State

Your ZIP Code

Previous Continue

1
Student Demographics

2
School Selection

3
Dependency Status

4
Parent Demographics

5
Parent Financials

STUDENT INFORMATION

Student Residency and Eligibility

Have you lived in Maine for at least 5 years? ?

☐ Yes
☐ No

Are you a U.S. citizen?

Select

?

Yes, I am a U.S. citizen (or U.S. national)
No, but I am an eligible noncitizen
No, I am not a citizen or eligible noncitizen

Previous

Select "No, but I am an [eligible noncitizen](#)" if you aren't a U.S. citizen or U.S. national and you're one of the following:

- A U.S. permanent resident with a Permanent Resident Card (I-551) or a conditional permanent resident with a Conditional Green Card (I-551C)
- Other eligible noncitizen with an Arrival-Departure Record (I-94) from the Department of Homeland Security showing any one of the following designations: "Refugee," "Asylum Granted," "Parolee" (I-94 confirms that you were paroled for a minimum of one year and status has not expired), T-Visa holder (T-1, T-2, T-3, etc.), or "Cuban-Haitian Entrant"
- The holder of a valid certification or eligibility letter from the Department of Health and Human Services showing a designation of "Victim of human trafficking"
- A resident of the Republic of Palau, the Republic of the Marshall Islands, or the Federated States of Micronesia
- A Canadian-born Native American under terms of the Jay Treaty

Select "[Neither citizen nor eligible noncitizen](#)" if you're in the U.S. and have

- been granted Deferred Action for Childhood Arrivals (DACA);
- a F1 or F2 student visa;
- a J1 or J2 exchange visitor visa;
- a G series visa (pertaining to international organizations); or
- other categories not included under U.S. citizen and eligible noncitizen

If you're neither a citizen nor an eligible noncitizen, you aren't eligible for federal student aid. If you have a Social Security number but aren't a citizen or an eligible noncitizen, including if you've been granted DACA, you should still complete the FAFSA form because you may be eligible for state or college aid. You should check with your school's financial aid office to see what kind of financial aid you may be eligible to receive.

Student's Driver's License

1
Student Demographics

2
School Selection

3
Dependency Status

4
Parent Demographics

5
Parent Financials

6
Student Financials

7
Sign & Submit

STUDENT INFORMATION

Student Driver's License

Your Driver's License Number (if you have one)

Your Driver's License State

Select

?

Previous

Continue

1
Student Demographics

2
School Selection

3
Dependency Status

4
Parent Demographics

5
Parent Financials

6
Student Financials

7
Sign & Submit

STUDENT INFORMATION

Student Education

What will your high school completion status be when you begin college in the 2023–24 school year?

High school diploma

What college degree or certificate will you be working on when you begin the 2023–24 school year?

1st bachelor's degree

Will you have your first bachelor's degree before you begin the 2023–24 school year?

☐ Yes
 ☒ No

What will your college grade level be when you begin the 2023–24 school year?

Never attended college/1st yr.

Are you interested in being considered for work-study?

☐ Yes
 ☒ No
 ☐ Don't know

Previous

Continue

Foster Care & Parent Education

1

2

3

4

5

6

7

Student Demographics

School Selection

Dependency Status

Parent Demographics

Parent Financials

Student Financials

Sign & Submit

STUDENT INFORMATION

Student Foster Care and Parent Education Completion

Are you a foster youth or were you in the foster care system at any time? ?

☐ Yes

☒ No

What's the highest school completed by Parent 1?

High school

?

What's the highest school completed by Parent 2?

College or beyond

?

Previous

Continue

✓
Student Demographics

2
School Selection

3
Dependency Status

4
Parent Demographics

5
Parent Financials

6
Student Financials

7
Sign & Submit

STUDENT INFORMATION

Add Your High School

✓ Application was successfully saved.

i

Because the FAFSA® form belongs to the student, "you" and "your" always (unless otherwise noted) refer to the student.

i

To find your high school, enter the following criteria and select "Search."

State / Province / Territory

Select

?

My country is not listed

City - optional

?

High School Name - optional

?

Search

Previous

✓
Student Demographics

✓
School Selection

3
Dependency Status

4
Parent Demographics

5
Parent Financials

6
Student Financials

7
Sign & Submit

STUDENT INFORMATION

Confirm Your High School

✓

Review the information below and then select "Continue" to add this school to your application.

i

Verify that the high school information you entered is correct, then select "Continue."

High School Information

HIGH SCHOOL NAME
Anacostia Hs


CITY
Washington

STATE
District of Columbia

Previous

Start New Search

Continue


Student Demographics

2
School Selection

3
Dependency Status

4
Parent Demographics

5
Parent Financials

6
Student Financials

7
Sign & Submit

SCHOOL SELECTION

College Search

i

TestE, based on the information you provided, we've determined that you may qualify for federal student aid. Continue through the application for us to determine how much aid you can receive.

i

Here's where you'll search for the colleges to which you'd like to send your FAFSA® information. You can add up to 10 colleges at a time to your FAFSA form. [Learn what to do if you're applying to more than 10 colleges.](#)

Make sure you add ALL colleges you're interested in, even if you haven't applied or been accepted yet.

i

Complete the fields below to search for a college to add to your FAFSA® form. Need help refining your search? [Try these search tips.](#)

Search by School Name, City, State

Search by Federal School Code

State

Select

City - optional

School Name - optional

Search

Previous

Search by School Name, City, State

Search by Federal School Code

State

Maine

?

City - optional

Bangor

?

School Name - optional

?

Search

Search Results 1 to 3 of 3

SORT BY:

Best Match

A-Z

☐

Beal College
Federal School Code: 005204 | Bangor, ME | [View College Info](#)

☐

Eastern Maine Community College
Federal School Code: 005277 | Bangor, ME | [View College Info](#)

☐

Husson University
Federal School Code: 002043 | Bangor, ME | [View College Info](#)

< Previous

1

Next >

STUDENT INFORMATION

Selected Colleges and Housing Info

^	University of Maine Federal School Code: 002053 Orono, ME View College Info
01	Housing Plan
v	<div>Select Housing Plan ?</div> <div> Remove</div>

[+ Add More Schools](#)

[Compare All Schools](#)

[Previous](#)

[Continue](#)

✓
Student Demographics

✓
School Selection

3
Dependency Status

4
Parent Demographics

5
Parent Financials

6
Student Financials

7
Sign & Submit

SCHOOL SELECTION

Student Marital Status

✓ Application was successfully saved.

i

Because the FAFSA[®] form belongs to the student, "you" and "your" always (unless otherwise noted) refer to the student.

What is your marital status as of today?

Single

?

Previous

Continue

✓
Student Demographics

✓
School Selection

✓
Dependency Status

4
Parent Demographics

5
Parent Financials

✓
Student Financials

7
Sign & Submit

STUDENT INFORMATION

Does the student have dependents?

Dependent Children

Do you now have or will you have children who will receive more than half of their support from you between July 1, 2022 and June 30, 2023? ?

☐ Yes

☒ No

Other Dependents

Do you have dependents (other than your children or spouse) who live with you and who receive more than half of their support from you, now and through June 30, 2023? ?

☐ Yes

☒ No

Previous

Continue

Student Additional Dependency Questions

✓
Student Demographics

✓
School Selection

3
Dependency Status

4
Parent Demographics

5
Parent Financials

6
Student Financials

7
Sign & Submit

SCHOOL SELECTION

Student Additional Dependency Questions

Answer the following questions to determine if you are required to provide information about your parents on your FAFSA® form. Select all that apply or "None of the above." ?

☐ Are you currently serving on active duty in the U.S. armed forces for purposes other than training?

☐ Are you a veteran of the U.S. armed forces?

☐ At any time since you turned age 13, were both your parents deceased, were you in foster care, or were you a dependent or ward of the court?

☐ As determined by a court in your state of legal residence, are you or were you an emancipated minor?

☐ Does someone other than your parent or stepparent have legal guardianship of you, as determined by a court in your state of legal residence?

☒ None of the above

Previous

Continue

Dependency Status Determination

✓
Student Demographics

✓
School Selection

3
Dependency Status

4
Parent Demographics

5
Parent Financials

6
Student Financials

7
Sign & Submit

STUDENT INFORMATION

Student Homelessness Filter Question

On or after July 1, 2022, were you homeless or were you self-supporting and at risk of being homeless? ?

☐ Yes

☒ No

Previous

Continue

✓
Student Demographics

✓
School Selection

3
Dependency Status

4
Parent Demographics

5
Parent Financials

6
Student Financials

7
Sign & Submit

SCHOOL SELECTION

Dependent Student Status

Based on your answers to the dependency status questions, you are considered a **"dependent"** student. This means you must provide **parental** information. Select the "I will provide information about my parent(s)" option and select "Continue" to continue to "Parent Demographics" section.

If you have a special circumstance and are unable to provide parental information, under very limited circumstances, you may be able to submit your FAFSA[®] form without parental information. Select the "I am unable to provide information about my parent(s)" option and select "Continue" to get additional information. ?

☒ I will provide information about my parent(s).

☐ I am unable to provide information about my parent(s).

Previous

Continue

Info Only – Deciding Who Provides Parent Info

✓

Student Demographics

✓

School Selection

✓

Dependency Status

4

Parent Demographics

5

Parent Financials

6

Student Financials

7

Sign & Submit

PARENT INFORMATION

Whose Information Should I Provide?

✓

Application was successfully saved.

i

For additional assistance determining what parent information to report on the FAFSA® form, refer to *Who's my Parent When Filling Out the FAFSA form?* fact sheet.

Since you have been identified as a dependent student, you will need to provide information about your parent(s). You must identify and report information about your parent(s) even if you don't live with him or her. Use the following criteria to determine whose information you should report in the "Parent Demographics" and "Parent Financials" sections of the FAFSA® form:

My parents live together (married or unmarried).

My parents are divorced or separated, and I live with one parent more than the other.

My parents are divorced or separated, and I live with both parents equally.

I was legally adopted.

Previous

Continue

✓
Student Demographics

✓
School Selection

✓
Dependency Status

4
Parent Demographics

5
Parent Financials

6
Student Financials

7
Sign & Submit

PARENT INFORMATION

Parent Marital Status

i Because the FAFSA[®] form belongs to the student, "you" and "your" always (unless otherwise noted) refer to the student.

As of today, what is the marital status of your parents?

Married or remarried

When did your parents get married or remarried?

Month
08

Year
1994

Previous

Continue

✓
Student Demographics

✓
School Selection

✓
Dependency Status

4
Parent Demographics

5
Parent Financials

6
Student Financials

7
Sign & Submit

PARENT INFORMATION

Enter Information for Your First Parent
(father/mother/stepparent).

Your Parent's Social Security Number

Your Parent's Last Name

Your Parent's First Initial

Your Parent's Date of Birth

Month Day Year

Your Parents' Email Address

Previous

Continue

✓
Student Demographics

✓
School Selection

✓
Dependency Status

4
Parent Demographics

5
Parent Financials

6
Student Financials

7
Sign & Submit

PARENT INFORMATION

Enter Information for Your Other Parent
(father/mother/stepparent).

Your Parent's Social Security Number

?

Your Parent's Last Name

?

Your Parent's First Initial

?

Your Parent's Date of Birth

Month Day Year

?

Previous

Continue

Parent State of Legal Residence

✓
Student Demographics

✓
School Selection

✓
Dependency Status

✓
Parent Demographics

✓
Parent Financials

✓
Student Financials

7
Sign & Submit

PARENT INFORMATION

Parent State of Legal Residence

What is your parents' state of legal residence?

Maine

Did your parents become legal residents of Maine before January 1, 2017? ?

☒ Yes

☐ No

Previous

Continue

✓

Student Demographics

✓

School Selection

✓

Dependency Status

4

Parent Demographics

5

Parent Financials

6

Student Financials

7

Sign & Submit

PARENT INFORMATION

Enter Information for Your Parents' Dependents

i

Do not include yourself (the student).

How many other dependent children do your parents have?

Include the other dependent children of your parents if they

• will rely on your parents for more than half of their financial support between July 1, 2023 and June 30, 2024;

or

• can answer "no" to every dependency status question on the FAFSA® form.

1

How many other dependents do your parents have?

Include your parents' other dependents if they

• now live with your parents,

• currently receive more than half of their support from your parents,

and

• will continue to receive more than half of their financial support from your parents between July 1, 2023 and June 30, 2024.

1

Previous

Continue

Automatically includes student and parent(s).

Parent Household Information

✓

Student Demographics

✓

School Selection

✓

Dependency Status

4

Parent Demographics

5

Parent Financials

6


Student Financials

7

Sign & Submit

PARENT INFORMATION

Parent Household Information



Your household size is 5.

You:	Your Parents:	Other Dependent Children of Your Parent(s):	Other Dependents of Your Parent(s):
1	2	1	1

Number in College

Out of the 3 dependents in your parents' household (as shown above), how many will be college students between July 1, 2023 and June 30, 2024? **DO NOT include your parents, but DO include yourself** and other members of the household.

1

?

Previous

Continue

✓
Student Demographics

✓
School Selection

✓
Dependency Status

✓
Parent Demographics

5
Parent Financials

6
Student Financials

7
Sign & Submit

PARENT INFORMATION

Parent Tax Filing Status

For 2021, have your parents completed their IRS income tax return or another tax return?


Already completed

What type of income tax return did your parents file for 2021?

IRS Form 1040


For 2021, what is your parents' tax filing status according to their tax return?

Married—filed joint return



RECOMMENDED
IRS Data Retrieval Tool

Applying is faster and easier if your parents transfer their tax return information into this FAFSA® form with the IRS Data Retrieval Tool (DRT)!

 For your protection, your tax return information will not display on the IRS website or on the FAFSA® form.

Previous

Skip IRS DRT and Complete Manually

Proceed to the IRS >

Parent IRS DRT Eligibility

✓
Student Demographics

✓
School Selection

✓
Dependency Status

✓
Parent Demographics

5
Parent Financials

6
Student Financials

7
Sign & Submit

PARENT INFORMATION

Parent Eligible for IRS DRT

Applying is faster and easier with the IRS Data Retrieval Tool (DRT)!

Based on your responses, we recommend that you, the parents, transfer your information from the IRS into this FAFSA form. The [IRS DRT](#) allows you to link to the IRS website and securely transfer original IRS tax return information into the FAFSA form.

If you use the IRS DRT, you may not have to provide additional IRS documentation later for the student to qualify for federal student aid.

No Thanks

Proceed to the IRS

✓
Student Demographics

✓
School Selection

✓
Dependency Status

✓
Parent Demographics

5
Parent Financials

6
Student Financials

7
Sign & Submit

PARENT INFORMATION

Parent Log In to IRS Data Retrieval Tool

i To use the IRS Data Retrieval Tool (DRT), have the parent listed in the FAFSA® form enter his or her credentials below. Otherwise, skip the IRS DRT. If you have any questions or problems using this tool, [view more information about the IRS DRT](#).

Provide parent FSA ID credentials.

Which parent are you? ⓘ

☒ B. Smith (Parent 1)

☐ C. Smith (Parent 2)

FSA ID Username, Email Address, or Mobile Number ⓘ

[Forgot Username](#) | [Create an FSA ID](#)

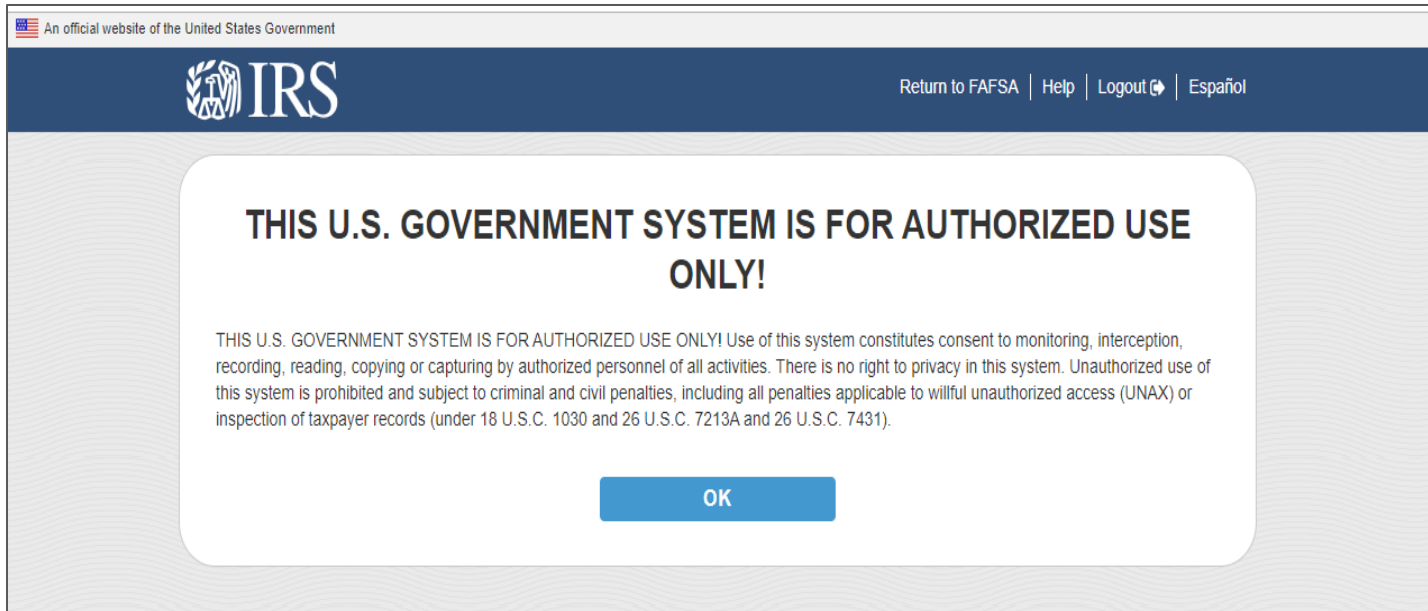
FSA ID Password ⓘ

Show ⓘ

[Forgot Password](#)

[Skip IRS DRT and Complete Manually](#)

[Continue](#)



Required Info from Federal 1040

Be sure to
enter address
exactly as it
appears on
the tax return.

 **IRS** [Return to FAFSA](#) | [Help](#) | [Logout](#)

Get My Federal Income Tax Information

See our [Privacy Notice](#) regarding our request for your personal information.

Enter the following information from your 2020 Federal Income Tax Return. [?](#)

All fields are required unless marked otherwise.

First Name

First

Last Name

Last

Social Security Number

No input required

*** - ** - 2617

Date of Birth

MM/DD/YYYY

01/01/1999

Filing Status [?](#)

Single

Street Address [?](#)

Must match your 2019 Federal Income Tax Return

123 Oakdale Dr.

P.O. Box [?](#)

Required if entered on your tax return

Taxpayer Identification Number

Required if entered on your tax return

Country

United States

City, Town or Post Office

Coralville

State / U.S. Territory

Iowa

ZIP Code


52317


By submitting this information, you certify that you are the person identified. Use of this system to access another person's information may result in civil and criminal penalties.

SUBMIT

Select the button below to exit the IRS system and return to your FAFSA.

CANCEL

 **IRS** [IRS Privacy Policy](#) | [Accessibility](#)


IRS

[Return to FAFSA](#) | [Help](#) | [Logout](#) | [Español](#)

2021 Federal Income Tax Information

Dependent Data43

Based on the information you provided, the Internal Revenue Service (IRS) located your income tax return. With your permission below, the IRS will securely transfer your tax information to the U.S. Department of Education (ED) to populate any applicable FAFSA® questions.

For your protection, the IRS will not display your tax information and will further encrypt any tax information transferred using the IRS DRT; therefore, ED is unable to display your tax information on your FAFSA form.

The data retrieved from your tax return is limited to the items listed below as you reported to the IRS:

Tax Year	Type of Return Filed	Untaxed Portion of IRA Distributions & Pensions/Annuities
Name(s)	Adjusted Gross Income	Tax-exempt Interest Income
Social Security Number	Income Earned from Work	IRA Deductions and Payments
Filing Status	Income Tax	Status of Amended Returns Received
IRS Exemptions	Education Credits	Schedule 1 Evaluation

Refer to your tax records if you have a question about the values you reported.

Transfer My Tax Information into the FAFSA Form ?

The tax information provided to fafsa.gov will populate the answers to the appropriate FAFSA questions. After the FAFSA questions are populated, your IRS session will end, and you will return to your FAFSA form. Check this box if you are choosing to transfer your information.

☒

TRANSFER NOW ?

Do Not Transfer My Tax Information and Return to the FAFSA Form ?

By clicking the "Do Not Transfer" button, you are choosing not to transfer your tax information electronically. Your IRS session will end, and you will return to your FAFSA form.

☐

DO NOT TRANSFER ?

Parent Adjusted Gross Income

✓
Student Demographics

✓
School Selection

✓
Dependency Status

✓
Parent Demographics

✓
Parent Financials

✓
Student Financials

7
Sign & Submit

PARENT INFORMATION

Parent IRS Info

What was your parents' adjusted gross income for 2021?

Transferred from the IRS ⓘ

[Calculate with Income Estimator](#)

Previous

Continue

✓

Student Demographics

✓

School Selection

✓

Dependency Status

✓

Parent Demographics

5

Parent Financials

6

Student Financials

7

Sign & Submit

PARENT INFORMATION

Parent Income from Work

How much did your Parent 1 (father/mother/stepparent) earn from working (wages, salaries, tips, etc.) in 2021?

This amount is your Parent 1 (father's/mother's/stepparent's) portion of IRS Form 1040—line 1 + Schedule 1, lines 3 + 6 + Box 14 (Code A) of Schedule K-1 (Form 1065).

\$

5,500

.00

?

How much did your Parent 2 (father/mother/stepparent) earn from working (wages, salaries, tips, etc.) in 2021?

This amount is your Parent 2 (father's/mother's/stepparent's) portion of IRS Form 1040—line 1 + Schedule 1, lines 3 + 6 + Box 14 (Code A) of Schedule K-1 (Form 1065).

\$

31,000

.00

?

Previous

Continue

Parent Additional Financial Questions

✓

Student Demographics

✓

School Selection

✓

Dependency Status

✓

Parent Demographics

5

Parent Financials

6

Student Financials

7

Sign & Submit

PARENT INFORMATION

Parent Questions for Tax Filers Only

Did your parents have any of the following items in 2021? Enter amounts for all that apply.

Combat pay or special combat pay. **This should be zero for enlisted persons and warrant officers** (including commissioned warrant officers) because combat pay is entirely nontaxable. Only enter taxable combat pay included in your parents' adjusted gross income.

\$

0

.00

?

Student college grant and scholarship aid reported to the IRS in your parents' income. Includes AmeriCorps benefits (awards, living allowances, and interest accrual payments), as well as grant and scholarship portions of fellowships and assistantships.

\$

0

.00

?

Education credits (*American Opportunity Tax Credit* or *Lifetime Learning Tax Credit*) from 1040 Schedule 3—line 3.

\$

0

.00

?

Untaxed portions of IRA distributions and pensions from IRS Form 1040— (lines 4a + 5a) minus (lines 4b + 5b). **Exclude rollovers.** If negative, enter a zero here.

\$

0

.00

?

IRA deductions and payments to self-employed SEP, SIMPLE, Keogh, and other qualified plans from IRS form 1040 Schedule 1—total of lines 16+20.

\$

0

.00

?

Tax exempt interest income from IRS Form 1040—line 2a.

\$

0

.00

?

Previous

Continue

Parent Additional Financial Questions

✓

Student Demographics

✓

School Selection

✓

Dependency Status

✓

Parent Demographics

5

Parent Financials

6

Student Financials

7

Sign & Submit

PARENT INFORMATION

Parent Additional Financial Info

Did your parents have any of the following items in 2021? Enter amounts for all that apply.

Child support your parents paid because of divorce or separation or as a result of a legal requirement. Don't include support for children in your parents' household.

\$

0

.00

?

Earnings from work under a Cooperative Education Program offered by a college.

\$

0

.00

?

Taxable earnings from need-based employment programs, such as Federal Work-Study and need-based employment portions of fellowships and assistantships.

\$

0

.00

?

Previous

Continue

✓

Student Demographics

✓

School Selection

✓

Dependency Status

✓

Parent Demographics

5

Parent Financials

6

Student Financials

7

Sign & Submit

PARENT INFORMATION

Parent Untaxed Income

Did your parents have any of the following items in 2021? Enter amounts for all that apply.

Child support received for all children. Do not include foster care or adoption payments.

\$

0

.00

?

Housing, food, and other living allowances paid to members of the military, clergy, and others (including cash payments and cash value of benefits). Do not include the value of on-base military housing or the value of a basic military allowance for housing.

\$

0

.00

?

Payments to tax-deferred pension and retirement savings plans (paid directly or withheld from earnings), including, but not limited to, amounts reported on the W-2 Form in Boxes 12a through 12d, codes D, E, F, G, H, and S. **Don't include** amounts reported in code DD (employer contributions toward employee health benefits).

\$

0

.00

?

Veterans noneducation benefits such as Disability; Death Pension; or Dependency and Indemnity Compensation (DIC); and/or VA Educational Work-Study allowances.

\$

0

.00

?

Other untaxed income not reported, such as workers' compensation, disability benefits, etc.

\$

0

.00

?

Previous

Continue

✓
Student Demographics

✓
School Selection

✓
Dependency Status

✓
Parent Demographics

5
Parent Financials

6
Student Financials

7
Sign & Submit

PARENT INFORMATION

Parent Assets

As of today, what is your parents' total current balance of cash, savings, and checking accounts?

\$.00 ?

As of today, what is the net worth of your parents' investments, including real estate (not your parents' home)?

\$.00 ?

As of today, what is the net worth of your parents' current businesses and/or investment farms?
Don't include a family farm or family business with 100 or fewer full-time or full-time equivalent employees.

\$.00 ?


Previous

Continue


Parent Simplified Pathway

PARENT INFORMATION

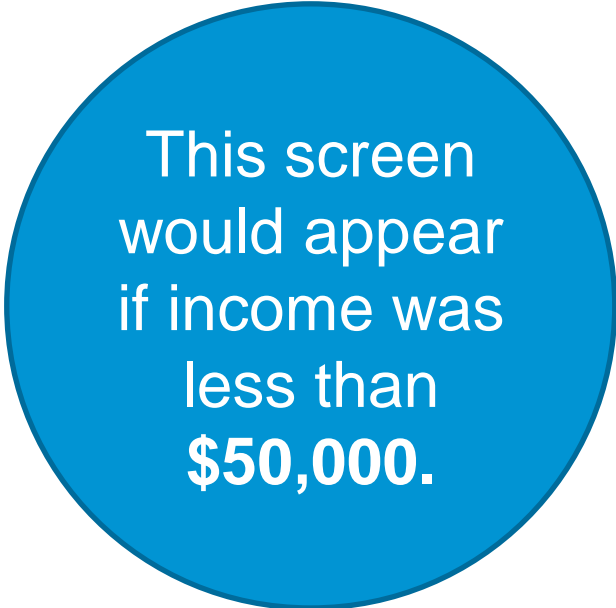
Parent Simplified Path Determination

You indicated that your mother filed an IRS Form 1040. Did she file a Schedule 1? Select **No** if your mother did not file a Schedule 1 or **only filed** a Schedule 1 to report: unemployment compensation, educator expenses, IRA deduction, student loan interest deduction, or Alaska Permanent Fund dividend. [Learn more about Schedule 1.](#) 

- ☐ Yes
- ☐ No
- ☒ Don't know

As of today, is your mother a [dislocated worker](#)? 

- ☐ Yes
- ☒ No
- ☐ Don't know

A large blue circle with a thin black outline, containing white text.

This screen
would appear
if income was
less than
\$50,000.



Parent Simplified Pathway

In 2020 or 2021, did you, your mother, or anyone in your mother's household receive benefits from any of the federal benefits programs listed below?

Select all that apply or "None of the above". If, at the time you are completing the FAFSA form, you, your mother, or anyone in your mother's household did NOT receive any of these benefits during 2020 or 2021, but do receive any of them on or before December 31, 2021, you must return to the FAFSA form and update your response.

Answering these questions will not reduce eligibility for student aid or these programs. ?

☐ Medicaid

☐ Supplemental Security Income (SSI)

☒ Supplemental Nutrition Assistance Program (SNAP)

[Learn about SNAP](#).

☐ Free or Reduced Price School Lunch

☐ Temporary Assistance for Needy Families (TANF)

[Learn about TANF](#).

☐ Special Supplemental Nutrition Program for Women, Infants, and Children (WIC)

[Learn about WIC](#).

☐ None of the above

This is the third set of criteria for determining the Simplified Pathway.

✓
Student Demographics

✓
School Selection

✓
Dependency Status

✓
Parent Demographics

5
Parent Financials

6
Student Financials

7
Sign & Submit

PARENT INFORMATION

Parent Assets

Do you want to skip questions about your mother's assets? ?

☒ Yes

☐ No

Previous

Continue

If any of the three criteria is met and income is between \$29,000 and \$50,000 this option will be provided.

✓
Student Demographics

✓
School Selection

✓
Dependency Status

✓
Parent Demographics

5
Parent Financials

6
Student Financials

7
Sign & Submit

PARENT INFORMATION

Parent Skip Remaining Questions?

Do you want to skip the remaining questions about your and your mother's income and assets? ?

☐ Yes

☐ No

[Previous](#) [Continue](#)

If any of the three criteria is met and income is less than \$29,000 this option will be provided and the EFC will be 0.

- Student financial information section comes next unless...
 - parent meets the **auto-zero** criteria, in which case there is **no student financial information** section.
- Student questions are very similar to the parent questions.

✓ Student Demographics	✓ School Selection	✓ Dependency Status	✓ Parent Demographics	✓ Parent Financials	✓ Student Financials	7 Sign & Submit
---------------------------	-----------------------	------------------------	--------------------------	------------------------	-------------------------	--------------------

SIGN & SUBMIT

FAFSA[®] Summary

i You're not done yet!

You still need to submit your FAFSA[®] form. After you print this page, select "Continue" to sign your FAFSA form.

FAFSA Summary: 2023-24

Student ID:0001 EX



FAFSA Summary

SECTION 4 Parent Demographics	
Parents' Marital Status (question 55)	Married or remarried
Parents' Marital Status Date (question 56)	08/1994
Parent 1 (Father's / Mother's / Stepparent's) Social Security Number (question 57)	***-**-7890
Parent 1 (Father's / Mother's / Stepparent's) Last Name (question 58)	Walter
Parent 1 (Father's / Mother's / Stepparent's) First Name Initial (question 59)	W
Parent 1 (Father's / Mother's / Stepparent's) Date of Birth (question 60)	12/11/1970
Parents' Email Address (question 65)	willywalter56@yahoo.com
Parent 2 (Father's / Mother's / Stepparent's) Social Security Number (question 61)	***-**-8463
Parent 2 (Father's / Mother's / Stepparent's) Last Name (question 62)	Brown
Parent 2 (Father's / Mother's / Stepparent's) First Name Initial (question 63)	V
Parent 2 (Father's / Mother's / Stepparent's) Date of Birth (question 64)	11/30/1980
Have the parents lived in state for at least five years?	Yes
Parents' State of Legal Residence (question 66)	New Hampshire
Were the parents legal residents before January 1, 2018? (question 67)	Yes
Parents' Legal Residence Date (question 68)	
Parents' Number of Family Members in 2023-24 (question 69)	5
Parents' Number in College in 2023-24 (Parents Excluded) (question 70)	1

SECTION 5 Parent Financials	
Have the parents filed 2021 income tax return? (question 76)	Already completed
Parents' Type of 2021 Tax Form Used (question 77)	IRS Form 1040
Parents' 2021 Tax Return Filing Status (question 78)	Married—filed joint return
Parents' 2021 Adjusted Gross Income (question 81)	\$25,000
Parent 1 (Father's/Mother's/Stepparent's) 2021 Income Earned from Work (question 83)	\$5,500
Parent 2 (Father's/Mother's/Stepparent's) 2021 Income Earned from Work (question 84)	\$31,000
Have the parents filed Schedule 17 (question 79)	No
Is the parent a dislocated worker? (question 80)	
Have the parents received Medicaid? (question 71)	
Have the parents received Supplemental Security Income? (question 71)	
Have the parents received Supplemental Nutrition Assistance Program (SNAP) benefits? (question 72)	
Have the parents received free or/reduced price lunches? (question 73)	
Have the parents received Temporary Assistance for Needy Families (TANF) benefits? (question 74)	
Have the parents received assistance from the Special Supplemental Nutrition Program for Women, Infants, and Children (WIC)? (question 75)	
Did the parent want to skip the remaining financial questions?	No

Parent Financials (continued)	
Parents' 2021 U.S. Income Tax Paid (question 82)	\$4,500
Parents' Taxable Combat Pay Reported in Adjusted Gross Income (question 88e)	\$0
Parents' College Grant and Scholarship Aid Reported to IRS as Income (question 88d)	\$0
Parents' Education Credits (question 88a)	\$0
Parents' Untaxed Portions of IRA Distributions and Pensions (question 89e)	\$0
Parents' Deductible Payments to IRA/Keogh/Other (question 89b)	\$0
Parents' Tax Exempt Interest Income (question 89d)	\$0
Parents' Child Support Paid (question 88b)	\$0
Parents' Cooperative Education Earnings (question 88f)	\$0
Parents' Taxable Earnings from Need-Based Employment Programs (question 88c)	\$0
Parents' Child Support Received (question 89c)	\$0
Parents' Housing, Food, and Living Allowances (question 89f)	\$0
Parents' Payments to Tax-Deferred Pensions and Retirement Savings (question 89a)	\$0
Parents' Veterans Noneducation Benefits (question 89g)	\$0
Parents' Other Untaxed Income or Benefits (question 89b)	\$0
Do you want to skip parents' assets questions?	No
Parents' Total of Cash, Savings, and Checking Accounts (question 85)	\$100
Parents' Net Worth of Current Investments (question 86)	\$295
Parents' Net Worth of Businesses/Investment Farms (question 87)	\$150

Demographic Survey

SIGN & SUBMIT

Before you sign and submit, please answer a few questions about the student.



These questions don't affect aid eligibility.

Your answers to questions in this survey will not affect your eligibility for federal student aid and will not be used in any aid calculations.

What is your gender?

- ☐ Male
- ☒ Female
- ☐ Nonbinary
- ☐ Decline to answer

Are you transgender?

- ☐ Yes
- ☒ No
- ☐ Decline to answer

What is your ethnicity? *Choose all that apply.*

- ☐ Not Hispanic nor Latino origin
- ☐ Cuban descent
- ☐ Mexican, Mexican-American, or Chicano descent
- ☒ Puerto Rican descent
- ☐ Other Spanish, Hispanic, or Latino origin
- ☐ Decline to answer

What is your race? *Choose all that apply.*

- ☐ White
- ☐ Black or African American
- ☒ Asian
- ☐ Chinese
- ☐ Filipino
- ☐ Asian Indian
- ☐ Vietnamese
- ☐ Korean
- ☐ Japanese
- ☐ Other Asian origin
- ☐ American Indian or Alaska Native
- ☐ Native Hawaiian or Other Pacific Islander
- ☐ Decline to answer

Previous

Continue



Acknowledgement and Student Signing

✓

✓

✓

✓

✓

6

7

Student Demographics

School Selection

Dependency Status

Parent Demographics

Parent Financials

Student Financials

Sign & Submit

SIGN & SUBMIT

Read Before Proceeding

✓

Application was successfully saved.

By signing this application electronically using your FSA ID (username and password) and/or any other credential or by signing a signature page and mailing it to us, YOU, THE STUDENT, certify that you

1. will use federal and/or state student financial aid only to pay the cost of attending an institution of higher education,
2. are not in default on a federal student loan or have made satisfactory arrangements to repay it,
3. do not owe money back on a federal student grant or have made satisfactory arrangements to repay it,
4. will notify your school if you default on a federal student loan, and
5. will not receive a Federal Pell Grant from more than one school for the same period of time.

By signing this application electronically using your username and password, and/or any other credential or by signing a signature page and mailing it to us, you certify that all of the information you provided is true and complete to the best of your knowledge and you agree, if asked to provide

1. information that will verify the accuracy of your completed form, and
2. U.S. or state income tax forms that you filed or are required to file.

You also certify that you understand that the secretary of education has the authority to verify information reported on your application with the Internal Revenue Service and other federal agencies.

If you sign this application or any document related to the federal student aid programs electronically using a username and password, and/or any other credential, you certify that you are the person identified by the username and password, and/or any other credential and have not disclosed that username and password, and/or any other credential to anyone else. If you purposely give false or misleading information, you may be fined up to \$20,000, sent to prison, or both.

☒ I, TestE Perez, agree to the terms outlined above.

Previous

Continue

[Previous](#)

✓
Student Demographics

✓
School Selection

✓
Dependency Status

✓
Parent Demographics


✓
Parent Financials

✓
Student Financials


7
Sign & Submit

SIGN & SUBMIT

Which parent are you?




Parent 1


 Unsigned

Last Name
Taylor


Date of Birth
07/01/2000

Social Security Number
.....3006

Provide Parent Signature 




Parent 2

 Unsigned

Last Name
Perez

Date of Birth
02/17/2001

Social Security Number
.....1531

Provide Parent Signature 

Previous

✓
Student Demographics

✓
School Selection

✓
Dependency Status

✓
Parent Demographics

✓
Parent Financials

✓
Student Financials

7
Sign & Submit

SIGN & SUBMIT

Signature Options

Parent Signature for: Perez

Date of Birth
02/17/2001

Social Security Number
.....1531

Enter the parent's FSA ID.
Do not enter the FSA ID if you are not the parent.

Parent's FSA ID Username, Email Address, or Mobile Number

[Forgot Username](#) [Create an FSA ID](#)

Parent's FSA ID Password

[Forgot Password](#)

Sign This FAFSA Form

Return to Signature Status

Other Options to Sign and Submit

Congratulations, TestE!

Your FAFSA form was successfully submitted to Federal Student Aid.

06/15/2022 13:07:50

Confirmation Number: F 16700006802

Data Release Number (DRN): 3615

Here's what happens next:

- You will receive an email version of this page.
- In 3-5 business days, you will receive an email notifying you that your FAFSA form was processed.
- Your FAFSA information will be made available to your school(s), and they will use it to determine the aid you may be eligible to receive.
- Your school(s) will contact you if they need more information or when they are ready to discuss your financial aid award.
- If you have questions about your financial aid package, contact your school(s).

An abbreviated version of your confirmation page has been sent to you at the following email address:

595011467@test.com

[Print This Page](#)

Share with your friends!



My FAFSA®
Help
Exit FAFSA Form

STUDENT INFORMATION

Welcome to TestG Taylor's application!

2023-24
2022-23

Current Application Status:

Processed Successfully




Congratulations, your FAFSA form was successfully processed.

What Happens Next

- Your FAFSA information was made available to the school(s) you listed on your FAFSA form.
- Your school(s) will use your FAFSA information to determine the aid you may be eligible to receive.
- Your school(s) will contact you if they need more information or to discuss your financial aid award.
- If you have questions about your financial aid package contact your school(s).

Original Application: Submitted on 10/01/2020; Processed on 10/30/2020

You may take the following additional actions:

 <p>Update School Information Add, remove, or change housing plans for schools on your FAFSA form.</p>	Update Schools
 <p>Edit FAFSA Form Change incorrect information on a previous FAFSA submission.</p>	Edit FAFSA Form
 <p>View Student Aid Report View your EFC, FAFSA answers, and financial aid history.</p>	View Student Aid Report



Homeless Circumstance

Dependency Status Determination

✓
Student Demographics

✓
School Selection

3
Dependency Status

4
Parent Demographics

5
Parent Financials

6
Student Financials

7
Sign & Submit

STUDENT INFORMATION

Student Homelessness Filter Question

On or after July 1, 2022, were you homeless or were you self-supporting and at risk of being homeless? ?

☒ Yes

☐ No

Previous Continue

Student Homeless Questions

STUDENT INFORMATION

Student Homelessness Questions

At any time on or after July 1, 2022, did you receive a determination from any of the entities listed below that you were an unaccompanied youth who was homeless, or were self-supporting and at risk of being homeless?

Select all that apply or "None of the above." ?

☒ Your high school or school district homeless liaison

☐ The director of an emergency shelter or transitional housing program funded by the U.S. Department of Housing and Urban Development

☐ The director of a runaway or homeless youth basic center or transitional living program

☐ None of the above

[Previous](#)

[Continue](#)

Independent Student Status

STUDENT INFORMATION

Independent Student Status

You are considered an "**independent**" student. This means you are not required to answer questions about your parents.

However, you may want to answer questions about your parents if

- you are a law school or health profession student (such as a medical or nursing student), or
- your school requires parental information from all students.

Would you like to answer questions about your parents? ?

☐ Yes

☒ No

Previous

Continue

Student Homeless Questions

STUDENT INFORMATION

Student Homelessness Questions

At any time on or after July 1, 2022, did you receive a determination from any of the entities listed below that you were an unaccompanied youth who was homeless, or were self-supporting and at risk of being homeless?

Select all that apply or "None of the above." ?

- ☐ Your high school or school district homeless liaison
- ☐ The director of an emergency shelter or transitional housing program funded by the U.S. Department of Housing and Urban Development
- ☐ The director of a runaway or homeless youth basic center or transitional living program
- ☒ None of the above

Previous

Continue

STUDENT INFORMATION

Homeless or at Risk of Being Homeless

Important: You indicated you are homeless or at risk of being homeless, and you answered "None of the above" when presented with the specific homeless questions. Read on for more information.

Homeless or at Risk of Being Homeless

Your financial aid administrator can decide that you meet both of the following conditions necessary to be considered homeless and, therefore, do not need to provide parental information:

- **You are homeless**, or self-supporting and at risk of being homeless. Homeless means you are lacking fixed, regular, and adequate housing, which includes living in shelters, parks, motels, hotels, public spaces, camping grounds, cars, abandoned buildings, or temporarily living with other people because you had nowhere else to go. Also, if you are living in any of these situations and fleeing an abusive parent, you may be considered homeless even if your parent would otherwise provide a place to live.
- **You are unaccompanied**, which means you are not living in the physical custody of your parent(s) or guardian(s).

If you believe that you meet these conditions and would like to follow up with the financial aid administrator at the college you plan to attend, select **Continue**.

[Previous](#)[Continue](#)

Impact of Not Providing Parent Information

✓
Student Demographics

✓
School Selection

3
Dependency Status

4
Parent Demographics

5
Parent Financials

6
Student Financials

7
Sign & Submit

SCHOOL SELECTION

Impact of Not Providing Parent Information

If you continue to complete the application without providing parent information, the following will occur:

- We will **not** transfer any parent information from your last year's application into this year's FAFSA® form.
- We will **not** calculate your Expected Family Contribution (EFC), which colleges use to determine your financial aid package.
- You may be limited in the types of federal student aid that you are eligible to receive.
- You must follow up with the financial aid administrator at the college you plan to attend in order to find out how much student aid you are eligible to receive.

Previous

Continue

Acknowledgement of Status

STUDENT INFORMATION

Homeless or at Risk of Being Homeless Acknowledgement

Choose the appropriate option below based on your circumstances. (?)

- ☒ I am unaccompanied and either homeless or at risk of being homeless, and will not provide information about my parent(s).
- ☐ I will provide information about my parent(s).

Previous

Continue



Special Circumstances/ Unsubsidized Loans

Impact of Not Providing Parent Information

If Unable to Provide Parent Info

✓
Student Demographics

✓
School Selection

3
Dependency Status

4
Parent Demographics

5
Parent Financials

6
Student Financials

7
Sign & Submit

STUDENT INFORMATION

Dependent Student Status

Based on your answers to the dependency status questions, you are considered a **"dependent"** student. This means you must provide **parental** information. Select the "I will provide information about my parent(s)" option and select "Continue" to continue to "Parent Demographics" section.

If you have a special circumstance and are unable to provide parental information, under very limited circumstances, you may be able to submit your FAFSA® form without parental information. Select the "I am unable to provide information about my parent(s)" option and select "Continue" to get additional information. ?

☐ I will provide information about my parent(s).

☒ I am unable to provide information about my parent(s).

Previous

Continue

Impact of Not Providing Parent Info

✓
Student Demographics

✓
School Selection

3
Dependency Status

4
Parent Demographics

5
Parent Financials

6
Student Financials

7
Sign & Submit

SCHOOL SELECTION

Impact of Not Providing Parent Information

If you continue to complete the application without providing parent information, the following will occur:

- We will **not** transfer any parent information from your last year's application into this year's FAFSA® form.
- We will **not** calculate your Expected Family Contribution (EFC), which colleges use to determine your financial aid package.
- You may be limited in the types of federal student aid that you are eligible to receive.
- You must follow up with the financial aid administrator at the college you plan to attend in order to find out how much student aid you are eligible to receive.

Previous

Continue

Special Circumstances Qualifications

✓
Student Demographics

✓
School Selection

3
Dependency Status

4
Parent Demographics

5
Parent Financials

6
Student Financials

7
Sign & Submit

STUDENT INFORMATION

Special Circumstances Qualifications

You may still be eligible for some type of federal student aid without providing parent information.
Please read through the following options carefully.

Special Circumstances Option

You must contact the financial aid administrator at the college you plan to attend if you believe you have a special circumstance that should be considered in determining your eligibility for federal student aid. However, not all situations are considered a special circumstance. For example, the following situations would **not** be considered as a special circumstance on his or her own:


- You do not live with your parent(s).
- Your parent(s) does not provide you with financial support.
- Your parent(s) refuses to contribute to your college expenses.
- Your parent(s) does not claim you as a dependent on his or her income tax return.
- Your parent(s) does not want to provide his or her information on your FAFSA® form.

Unsubsidized Loan Option

Unsubsidized Loan Option

Unsubsidized Loan Option

If you do not meet a requirement for a special circumstance and still choose to continue your application without providing parent information, you will only be considered for an unsubsidized loan. To request consideration for an unsubsidized loan, you must contact the financial aid administrator at the college you plan to attend.

Choose the appropriate option below based on your circumstances. 

- ☐ I will provide information about my parent(s).
- ☐ I have a special circumstance and I am unable to provide information about my parent(s).
- ☒ I do not have a special circumstance, and I am submitting my FAFSA[®] form without parent information to apply for an unsubsidized loan only.

[Previous](#)[Continue](#)



Please let your students know about FAME's
FAFSA Help Sessions

For a list of sessions, go to:
FAMEmaine.com/Events



Thank you for joining us today! Find more FREE resources and information at [**FAMEmaine.com/education.**](https://FAMEmaine.com/education)

Follow us:

