



# **FAFSA on the Web 2017-2018**

- Today's Agenda
  - The FSA ID
  - Filing the 2017-2018 FAFSA
  - How to Complete the FAFSA – Special Circumstances

Let's start by talking about the  
FSA ID!

- The FSA ID allows students to access FSA Web sites, including FAFSA on the Web.
- It is also the fastest way for students and parents to sign the FAFSA.
- An FSA ID is made up of a username and password and can be created at [fsaid.ed.gov](https://fsaid.ed.gov).

# Creating an FSA ID

- Go to: [fsaid.ed.gov](https://fsaid.ed.gov)
- As with the retired PIN, *EVERY STUDENT* and *ONE PARENT* of a dependent student will need an FSA ID to sign the FAFSA electronically.
- Select 'Create An FSA ID'

[Create An FSA ID](#) [Edit My FSA ID](#)

E-mail

?

Confirm E-mail

?

Username \*

?

Password \*

?

✓ Numbers

✓ Uppercase Letters

✓ Lowercase Letters

✓ Special Characters

✓ 8-30 Characters

☐ Show Text

Confirm Password \*

?

Are you 13 years of age or older? \*

☐ I am 13 years of age or older.

☐ I am 12 years of age or younger.

?

[CONTINUE >](#)

Works for ME ✓

- It is recommended that students and parents obtain FSA IDs ahead of time.
- Each FSA ID takes about 10 minutes to create.
- If a student is ready to do the FAFSA but doesn't have an FSA ID, have the student create the FSA as the first step in the FAFSA process.

- Critical that information being entered is correct (especially name, social security number, and date of birth)!
- Write down the information used when creating the FSA ID (use FAME's [FSA ID Information Tracking Sheet](#)).
- An email address can only be used once (student and parent can't use the same email address).

- Students shouldn't use their high school email address if they have an alternative.
- It is important to have access to email when creating the FSA ID
  - Secure code can be sent (and then retrieved and entered) resulting in a verified email.
  - Having a verified email will make retrieval of username and passwords easier.

- The FSA ID can be used immediately to access and sign the FAFSA.
- However, the FSA ID can't be used to update or correct the FAFSA or enter any other FSA websites until it has been verified with the Social Security Administration (1-3 days).



# Filing a FAFSA

- Now to the FAFSA!

**FAFSA.gov**

Federal Student Aid | PROUD SPONSOR of the AMERICAN MIND™ | FAFSA™  
Free Application for Federal Student Aid

Home | About Us | PIN Site | StudentAid.gov | Help |  | SEARCH | English | Español

# Get help paying for college

Submit a Free Application for Federal Student Aid (FAFSA)



Photographs of Students

## New to the FAFSA?

**Start A New FAFSA**

## Returning User?

- Make a correction
- Add a school
- View your Student Aid Report (SAR), and more...

**Login**

Click here  
to start a  
new FAFSA.

After  
beginning  
a FAFSA,  
you will  
click here  
for the  
remainder  
of the  
year.


*Works for ME* ✓


Click on  
"Enter your  
– the  
student's -  
FSA ID"

**Federal Student Aid**  
An OFFICE of the U.S. DEPARTMENT of EDUCATION

PROUD SPONSOR of  
the AMERICAN MIND®

**FAFSA®**  
Free Application for Federal Student Aid

 Home

 Help

SEARCH

STUDENT

**Login**

**Student Information**

Form Approved  
OMB No. 1845-0001  
App. Exp. 12/31/2017

Instructions are provided for each FAFSA question in the Help and Hints section on the right side of the page and are also available by clicking **Need Help?** at the bottom of the page.

Enter either your (the student's) FSA ID or personal information to log in to *FAFSA on the Web*.

☐ Enter your (the student's) FSA ID

OR

☐ Enter the student's information

Do not log in with the FSA ID if you are not the student.

NEXT

NEED HELP?

**Help and Hints**

**Login Options**

The FSA ID, which consists of a user-created username and password, replaced the PIN effective May, 2015. It allows users to electronically access personal information on Federal Student Aid Web sites as well as electronically sign a FAFSA.

Select one:

Enter your FSA ID (only the student should log in with an FSA ID),

Or

Enter the student's name, Social Security Number and date of birth. (You may have to enter your FSA ID later in the process).


[More>>>](#)


If student has  
an FSA ID,  
enter it here.

**Federal Student Aid**  
An OFFICE of the U.S. DEPARTMENT of EDUCATION

PROUD SPONSOR of  
the AMERICAN MIND®

**FAFSA®**  
Free Application for Federal Student Aid

 Home

 Help

Welcome, Maxine [Logout](#)

**Get Started**

**Welcome, Maxine Lastname!**

Fill out your FAFSA (*Free Application for Federal Student Aid*)!  
To receive federal student financial aid, you need to fill out a FAFSA every school year. Let's get started.

**For which school year are you applying for financial aid?**

2017-2018 school year

START 2017-2018 FAFSA

2016-2017 school year

START 2016-2017 FAFSA

If you are applying for a summer session, or just don't know which application to complete, check with the college you are planning to attend.

**FSA ID** Last Time, Date FSA ID Used: 11:36, 09/30/2016

**FSA ID Status:**  
[User Account Management](#)  
You can use your FSA ID to sign your FAFSA electronically or make corrections to your FAFSA.

Select  
2017-2018


Works for ME ✓


The Save Key is a temporary password which is only needed if you don't complete the FAFSA is one sitting.

**Federal Student Aid**  
An OFFICE of the U.S. DEPARTMENT of EDUCATION

PROUD SPONSOR of  
the AMERICAN MIND®

**FAFSA®**  
Free Application for Federal Student Aid

Home

Help

SEARCH

STUDENT

**Start Your 2017-2018 FAFSA**

Form Approved  
OMB No. 1845-0001  
App. Exp. 12/31/2018

**Create a Save Key.**  
The Save Key is for temporary use for you or your parent to return and complete this specific FAFSA.

Create a Save Key

Re-enter Save Key

NEXT

NEED HELP?

MY FAFSA

**Help and Hints**

**Create a Save Key**

You must create a save key. The save key allows you to return to an application or correction later if you need to stop and save your work. It also allows you to share access to your application or correction if your parent needs to add information or sign.

The save key must be between 4 and 8 characters long. You can use any combination of numbers and / or uppercase and lowercase letters. For example, the save key "Student2" is different than the save key "sTuDeNt2."

Try to choose a save key that you can remember but that would be hard for



# Student Information

Pre-populates  
First and Last  
Name, SSN,  
and DOB.

Double check  
that the  
information is  
correct.

Help

Student Demographics

School Selection

Dependency Status

Parent Demographics

Financial Information

Sign & Submit

Confirmation

STUDENT

Your last name  
Data

Your first name  
Dependent

Your middle initial

Your Social Security Number  
123-46-2581

Your date of birth (mmddyyyy)  
01/01/1994

Are you male or female?  
☒ Male
☐ Female

Your permanent mailing address (include apt. number)  
100 Test Street

Your city (and country if not U.S.)  
Chicago

Your state  
Alabama

Your ZIP code  
66666

Have you lived in Alabama for at least 5 years?  
☒ Yes
☐ No

Your telephone number  
(202) 555-5555

Your e-mail address  
abc@fsa.gov

Re-enter your e-mail address  
abc@fsa.gov

What is your marital status as of today?  
I am single

Do you have driver's license information that you want to provide?  
☒ Yes
☐ No

Your driver's license number  
A123456789

Your driver's license state  
Alabama

Help and Hints

Student's Driver's License State  
Question 12

Select the state that issued your driver's license or identification card. Select **Foreign Country** if your license was issued by a foreign country.

Email listed here  
will receive  
notifications from  
the Department  
of Education.



# Student Eligibility

If check eligible noncitizen, additional fields appear.

Only asks if student checked "Male" on previous page.

Answer about biological or adoptive parent (not stepparent).

Student Demographics	School Selection	Dependency Status	Parent Demographics	Financial Information	Sign & Submit	Confirmation
<h2>STUDENT</h2> <h3>Student Eligibility</h3> <p>Are you a U.S. citizen?  <input type="text" value="Yes, I am a U.S. citizen (or U.S. national)"/></p> <p>Are you registered with the Selective Service System?  <input checked="" type="radio"/> Yes <input type="radio"/> No</p> <p>What will your high school completion status be when you begin college in the 2017-2018 school year?  <input type="text" value="High school diploma"/></p> <p>What will your college grade level be when you begin the 2017-2018 school year?  <input type="text" value="2nd yr./sophomore"/></p> <p>What degree or certificate will you be working on when you begin the 2017-2018 school year?  <input type="text" value="1st bachelor's degree"/></p> <p>Are you interested in being considered for work-study?  <input type="text" value="Yes"/></p> <p>Will you have your first bachelor's degree before you begin the 2017-2018 school year?  <input type="radio"/> Yes <input checked="" type="radio"/> No</p> <p>Are you a foster youth or were you at any time in the foster care system?  <input type="text" value="No"/></p> <p>Highest school completed by Parent 1  <input type="text" value="Middle School/Jr. High"/></p> <p>Highest school completed by Parent 2  <input type="text" value="High School"/></p> <p>Have you ever received federal student aid?  <input checked="" type="radio"/> Yes <input type="radio"/> No</p> <p>Have you been convicted for the possession or sale of illegal drugs for an offense that occurred while you were receiving federal student aid (grants, work-study, and/or loans)?  <input type="radio"/> Yes <input checked="" type="radio"/> No</p> <p>Based on the answers you provided, we have determined that your eligibility for federal student aid is not affected by the previous question(s).</p> <p>If you are convicted of possessing or selling drugs after you submit your FAFSA, you must notify the financial aid administrator at your college immediately. You will lose your eligibility for federal student aid and will be required to pay back all aid you received after your conviction.</p> <p><a href="#">PREVIOUS</a> <a href="#">NEXT</a></p>						
<h3>Help and Hints</h3> <p><b>Student Convicted of Possession or Sale? Question 23</b></p> <p>Select <b>No</b> if you have never received federal student aid or if you have never had a drug conviction for an offense that occurred while receiving federal student aid (grants, work-study, and / or loans).</p> <p>Also select <b>No</b> if you had a drug conviction but it was not a state or federal offense, it occurred before you were 18 years of age and you were not tried as an adult, it was removed from your record, or if the offense that led to your conviction did not occur while you were receiving</p>						
<p><a href="#">NEED HELP?</a> <a href="#">SAVE</a> <a href="#">CLEAR ALL DATA</a> <a href="#">VIEW FAFSA SUMMARY</a> <a href="#">EXIT</a></p>						

# Student Eligibility

Student Demographics	School Selection	Dependency Status	Parent Demographics	Financial Information	Sign & Submit	Confirmation
<div>STUDENT</div> <div>Student Eligibility continued</div> <p>Enter the name, city, and state of your high school, then click <b>Confirm</b>.</p> <p>What is the name of your high school?</p> <input type="text"/> <p>In what city is your high school located?</p> <input type="text"/> <p>In what state is your high school located?</p> <div>Select ▼</div> <div>CONFIRM</div> <div>PREVIOUS NEXT</div> <div>NEED HELP? SAVE CLEAR ALL DATA VIEW FAFSA SUMMARY EXIT</div>						<div>Help and Hints</div> <div>Student's High School Name, City, and State</div> <div>Question 27</div> <p>Enter the name, city, and state of the high school where you received or will receive your high school diploma.</p> <p>Select Foreign Country from the "In what state is your high school located?" dropdown box if you received a foreign school diploma that is equivalent to a U.S. high school diploma.</p> <p>Enter as much information as possible to receive the most relevant search results. For the high school name and city, you may enter the full name or commonly accepted</p>

# Student Eligibility

Student Demographics
School Selection
Dependency Status
Parent Demographics
Financial Information
Sign & Submit
Confirmation

STUDENT

## Student Eligibility continued

Enter the name, city, and state of your high school, then click **Confirm**.

What is the name of your high school?

In what city is your high school located?

In what state is your high school located?

[CONFIRM](#)

We found 4 results that meet your criteria. To narrow your results, change the information in the entry fields above to better clarify your request and click **Confirm** again.

Click the **Select** link next to the correct high school to add it to your application. If your high school is not listed and you believe you entered the information correctly, click **Next** to continue.

	School Name	City
<a href="#" style="color: blue; text-decoration: underline;">Select</a>	BANGOR CHRISTIAN SCHOOLS	BANGOR
<a href="#" style="color: blue; text-decoration: underline;">Select</a>	BANGOR HIGH SCHOOL	BANGOR
<a href="#" style="color: blue; text-decoration: underline;">Select</a>	JOHN BAPST MEMORIAL HIGH SCHOOL	BANGOR
<a href="#" style="color: blue; text-decoration: underline;">Select</a>	UNITED TECHNOLOGIES CTR-REGION 4	BANGOR

### Help and Hints

**Student's High School Name, City, and State**  
Question 27

Enter the name, city, and state of the high school where you received or will receive your high school diploma.

Select Foreign Country from the "In what state is your high school located?" dropdown box if you received a foreign school diploma that is equivalent to a U.S. high school diploma.

Enter as much information as possible to receive the most relevant search results. For the high school name and city, you may enter the full name or commonly accepted abbreviations or aliases. For

Select the correct school from the options.

# School Selection

**Federal Student Aid** | PROUD SPONSOR of the AMERICAN MIND® | **FAFSA®**  
An OFFICE of the U.S. DEPARTMENT of EDUCATION | Free Application for Federal Student Aid

[Help](#)  [SEARCH](#)

**STUDENT**

**Student Demographics** | **School Selection** | Dependency Status | Parent Demographics | Financial Information | Sign & Submit | Confirmation

**School Selection**

☐ Dependent, based on the information you provided, we have determined that you may qualify for federal student aid. Continue through the application for us to determine how much aid you can receive.

☒ Application was successfully saved.

You can add up to 10 colleges to your FAFSA. If you know your college's school code, use the option to the right to search. If you need help finding your college, use the state (required), city (optional), and school name (optional) fields to begin your search.

All of the information you include on your FAFSA, with the exception of the list of colleges, will be sent to each of the colleges you list. In addition, all of your FAFSA information, including the list of colleges, will be sent to your state student grant agency.

State  Federal School Code

City  (optional) OR

School Name  (optional)

[SEARCH](#) [Search Tips](#) [SEARCH](#)

[PREVIOUS](#) [NEXT](#)

[NEED HELP?](#) [SAVE](#) [CLEAR ALL DATA](#) [VIEW FAFSA SUMMARY](#) [EXIT](#)

Site Last Updated: Sunday, December 27, 2015 [Download Adobe Reader](#)

Privacy

Search for the college using one or more of the criteria.

Student can enter the school code instead.

ME ✓

# School Selection

STUDENT

You can add up to 10 colleges to your FAFSA. If you know your college's school code, use the option to the right to search. If you need help finding your college, use the state (required), city (optional), and school name (optional) fields to begin your search.

All of the information you report on the FAFSA will be sent to each college listed, including the names of the other colleges listed. If you don't want this information sent to a particular college, do not list that school on your FAFSA.

State <input type="text" value="Maine"/>		Federal School Code <input type="text"/>
City <input type="text" value="Bangor"/>	(optional)	
School Name <input type="text"/>	(optional)	
<input type="button" value="SEARCH"/> <a href="#">Search Tips</a>	OR	<input type="button" value="SEARCH"/>

Select a school from the Search Results table and click **Add >>** to add a school to the Selected Schools table.

## Search Results: 4

Sort By: **Best Match** | [School Name](#)

<input type="checkbox"/>	BEAL COLLEGE BANGOR, ME Federal School Code: 005204	
<input type="checkbox"/>	EASTERN MAINE COMMUNITY COLLEGE BANGOR, ME Federal School Code: 005277	
<input type="checkbox"/>	HUSSON UNIVERSITY BANGOR, ME Federal School Code: 002043	

**ADD >>**

## Selected Schools

Select up to 10 schools

HUSSON UNIVERSITY BANGOR, ME Federal School Code: 002043	<a href="#">Remove</a>
--	------------------------

**VIEW SELECTED SCHOOL INFORMATION**



## School Selection Summary

For each school listed, select the appropriate housing plan from the dropdown list.

You may change the positioning of any school in this list. To do so, click on the school name and then use the buttons on the right to change the position of the selected school. The **FIRST** and **LAST** buttons will move the school to either the top or bottom of your list, respectively, and the **UP** and **DOWN** buttons will move the school one position up, or one position down, respectively.

For federal student aid purposes, it does not matter in what order you list your selected schools. However, placing a school that participates in your state's student grant programs first may help you obtain state grant aid. Check with your state grant agency for more information.

School Name	Federal School Code	Housing Plans	
HUSSON UNIVERSITY	002043	Select ▼	<a href="#">Remove</a>
EASTERN MAINE COMMUNITY COLLEGE	005277	Select ▼	<a href="#">Remove</a>
THOMAS COLLEGE	002052	Select ▼	<a href="#">Remove</a>

⬆ FIRST  
⬆ UP  
⬇ DOWN  
⬇ LAST

[VIEW SELECTED SCHOOL INFORMATION](#)

[ADD A SCHOOL](#)

Select housing status.

# Dependency Status

Starts with just a few questions and adds more if the answer continues to be no to each question – 11 total.

Unless the student can answer “Yes” to one of these questions, the student must provide parent information.

Help

Student Demographics	School Selection	Dependency Status	Parent Demographics	Financial Information	Sign & Submit	Confirmation
----------------------	------------------	-------------------	---------------------	-----------------------	---------------	--------------

STUDENT

### Dependency Determination

☒ Application was successfully saved.

Were you born before January 1, 1994?  
☐ Yes ☒ No

As of today, are you married?  
☐ Yes ☒ No

At the beginning of the 2017-2018 school year, will you be working on a master's or doctorate program (such as an MA, MBA, MD, JD, PhD, EdD, or graduate certificate, etc.)?  
☐ Yes ☒ No

Do you now have or will you have children who will receive more than half of their support from you between July 1, 2017 and June 30, 2018?  
☐ Yes ☒ No

Do you have dependents (other than your children or spouse) who live with you and who receive more than half of their support from you, now and through June 30, 2018?  
☐ Yes ☒ No

Are you currently serving on active duty in the U.S. Armed Forces for purposes other than training?  
☐ Yes ☒ No

Are you a veteran of the U.S. Armed Forces?  
☐ Yes ☒ No

At any time since you turned age 13, were both your parents deceased, were you in foster care, or were you a dependent or ward of the court?  
☐ Yes ☒ No

As determined by a court in your state of legal residence, are you or were you an emancipated minor?  
☐ Yes ☒ No

Does someone other than your parent or stepparent have legal guardianship of you, as determined by a court in your state of legal residence?  
☐ Yes ☒ No

On or after July 1, 2016, were you homeless or were you self-supporting and at risk of being homeless?  
☐ Yes ☒ No

### Help and Hints

**Is or Was Student in Legal Guardianship?**  
**Question 55**

For this question, the definition of legal guardianship does not include your parents, even if they were appointed by a court to be your guardian. You are also not considered a legal guardian of yourself.

Select **Yes** if you can provide a copy of a court's decision that as of today you are in legal guardianship.

Also select **Yes** if you can provide a copy of a court's decision that you were in a legal guardianship immediately before you reached the age of being an adult in your state. The court must be located in your state of legal residence at the time



# Dependency Status

Help

Student Demographics

School Selection

**Dependency Status**

Parent Demographics

Financial Information

Sign & Submit

Confirmation

### Dependency Determination

☒ Application was successfully saved.

Do you now have or will you have children who will receive more than half of their support from you between July 1, 2017 and June 30, 2018?

☒ Yes ☐ No

Do you have dependents (other than your children or spouse) who live with you and who receive more than half of their support from you, now and through June 30, 2018?

☒ Yes ☐ No

Your number of family members in 2017-2018 (household size)

If you are not sure who is considered a family member, click **Household Size** to answer the questions on the worksheet.

How many people in your household will be in college in 2017-2018?

You are considered an **"independent"** student. This means you are not required to answer questions about your parents.

However, you may want to answer questions about your parents if:

- you are a law school or health profession student (such as a medical or nursing student), or
- your school requires parental information from all students.

Do you want to answer questions about your parents?

☐ Yes ☒ No

### Help and Hints

**Student's Number in College in 2017-2018**  
Question 96

You must enter the number of people in your [household](#) who will attend college between July 1, 2017 and June 30, 2018.

**Include:**

- Yourself even if you will attend college less than half-time in 2017-2018.
- Other people in your household only if they will attend college at least half-time in 2017-2018, in a program that leads to a college degree or certificate.

**Do not include:**

- Students at a U.S. service





# Dependency Status Results

Help

Student Demographics

School Selection

Dependency Status

Parent Demographics

Financial Information

Sign & Submit

Confirmation

STUDENT

## Dependency Status Results

Based on your answers to the dependency status questions, **you are considered a dependent student. This means you must provide parental information.** Select "I will provide parental information" and click **Next** to continue to Parent Demographics.

**If you have a special circumstance and are unable to provide parental information,** under very limited circumstances, you may be able to submit your FAFSA without parental information. Select "I am unable to provide parental information" and click **Next** to get additional information.

☒ I will provide parental information
 ☐ I am unable to provide parental information

### Help and Hints

#### Dependency Status Results

For dependent students, a special circumstance is a situation that exists between the student applicant and his or her parent(s) which prevents the student from providing parental information.

Select **I will provide parental information** to continue to Parent Demographics.

Select **I am unable to provide parental information** to get additional information about special circumstances.

# Parent Demographic Information

Help

Student Demographics

School Selection

Dependency Status

Parent Demographics

Financial Information

Sign & Submit

Confirmation

Application was successfully saved.

As of today, what is the marital status of your legal [parents](#) (biological and/or adoptive)?

Select

Your parents' e-mail address

Have your parents lived in Maine for at least 5 years?

☐ Yes ☐ No

Your parents' number of family members in 2017-2018 (household size)

If you are not sure who is considered a family member, click **Household Size** to answer the questions on the worksheet.

How many people in your parents' household will be college students between July 1, 2017 and June 30, 2018? Do not include your parents.

Help and Hints

Parents' Marital Status

Question 59

You must select the answer that describes your [parents'](#) marital status **as of today**.

"Parent" refers to a biological or adoptive parent or a person determined by the state to be a parent (for example, if the parent is listed on the birth certificate). If one of your parents is widowed or divorced and has remarried, answer the questions about that parent and your stepparent. Grandparents, foster parents, legal guardians, older brothers or sisters, widowed stepparents, and aunts and uncles are not considered parents unless they have legally adopted you.

[More>>>](#)

See definition of who is considered a parent on the next slide.

Works for ME

# Parent Information

Student Demographics	School Selection	Dependency Status	Parent Demographics	Financial Information	Sign & Submit	Confirmation
----------------------	------------------	-------------------	---------------------	-----------------------	---------------	--------------

PARENT

☒ Application was successfully saved.

As of today, what is the marital status of your legal parents (biological and/or adoptive)?

Married or Remarried

When did your parents get married or remarried? Enter the month and year. (mmyyyy)

What is your Parent 1 (father's/mother's/stepparent's) Social Security Number?

What is your Parent 1 (father's/mother's/stepparent's) first initial?

What is your Parent 2 (father's/mother's/stepparent's) Social Security Number?

What is your Parent 2 (father's/mother's/stepparent's) first initial?

Your parents' e-mail address

Have your parents lived in Maryland for at least 5 years?

Yes No

Your parents' number of family members in 2017-2018 (household size)

If you are not sure who is considered a family member, click **Household Size** to answer the questions on the worksheet.

How many people in your parents' household will be college students between July 1, 2017 and June 30, 2018? Do not include your parents.

What is your Parent 1 (father's/mother's/stepparent's) last name?

What is your Parent 1 (father's/mother's/stepparent's) date of birth? (mmddyyyy)

What is your Parent 2 (father's/mother's/stepparent's) last name?

What is your Parent 2 (father's/mother's/stepparent's) date of birth? (mmddyyyy)

PREVIOUS

NEXT

Help and Hints

Parents' Marital Status

Question 59

You must select the answer that describes your parents' marital status as of today.

"Parent" refers to a biological or adoptive parent or a person determined by the state to be a parent (for example, if the parent is listed on the birth certificate). If one of your parents is widowed or divorced and has remarried, answer the questions about that parent and your stepparent. Grandparents, foster parents, legal guardians, older brothers or sisters, widowed stepparents, and aunts and uncles are not considered parents unless they have legally adopted you.

[More>>>](#)

PROUD SPONSOR of  
the AMERICAN MIND®

Free Application for Federal Student Aid

Help

Student Demographics

School Selection

Dependency Status

Parent Demographics

Financial Information

Sign & Submit

Confirmation

Parent Tax Information

**Attention!** You must provide financial information from your parents' **2015 tax return** on the following pages.

Application was successfully saved.

For 2015, have your parents completed their IRS income tax return or another tax return?

Already completed ▾

For 2015, what is your parents' tax filing status according to their tax return?

Married-Filed Joint Return ▾

To determine if you, the parents, can use the IRS Data Retrieval Tool (IRS DRT) to transfer your tax return information from the IRS into the FAFSA, **answer the following question(s):**

Did you, the parents, file a [Form 1040X amended tax return](#) for 2015?

☐ Yes ☒ No

Did you, the parents, file a Puerto Rican or foreign tax return for 2015?

☐ Yes ☒ No

Applying is faster and easier if you transfer your tax return information into this FAFSA with the IRS DRT!

[LINK TO IRS](#)

Help and Hints

**Filed a Puerto Rican or Foreign Tax Return?**


If you, the parent(s), filed a Puerto Rican or foreign tax return, select **Yes**; otherwise, select **No**.

You are not eligible to use the [IRS Data Retrieval Tool](#) if you filed a Puerto Rican or foreign tax return.

Related Topics:  
[Why can't I use the IRS Data Retrieval Tool if I filed a tax return outside the U.S.?](#)

PARENT

# Parent Financial Information




# Parent Financial Information

**Federal Student Aid**  
An OFFICE of the U.S. DEPARTMENT of EDUCATION

PROUD SPONSOR of  
the AMERICAN MIND®

**FAFSA®**  
Free Application for Federal Student Aid

 Help

Student Demographics	School Selection	Dependency Status	Parent Demographics	Financial Information	Sign & Submit	Confirmation
----------------------	------------------	-------------------	---------------------	-----------------------	---------------	--------------

PARENT

**Leaving FAFSA on the Web**

You are now leaving *FAFSA on the Web* and will be transferred to the IRS Web site to access your IRS tax information. Your FAFSA information will be saved.

Your saved FAFSA will automatically open either when you transfer your information from the IRS or choose to return to *FAFSA on the Web* from the IRS Web site. If you do not transfer your information or choose not to return to *FAFSA on the Web* from the IRS Web site, you will have to log in to open your saved FAFSA.

Which parent are you?

Select ▼

What is your (the parent's) FSA ID?

FSA ID Username or Verified E-mail Address

FSA ID Password

[Create an FSA ID](#)  
[Forgot Username](#)  
[Forgot Password](#)

Click **Proceed to IRS Site** to continue. Otherwise, click **Skip IRS Transfer**.

If you have any questions or problems using this tool, view available [Help](#) options for assistance.


**Help and Hints**

**Which parent are you?**

This question is used to determine which parent is providing an FSA ID in order to access the IRS Web site.



# Parent Financial Information


**IRS.gov**

[Return to FAFSA](#) | [Log Out](#) | [Help](#)

[Español](#)

## Get My Federal Income Tax Information

See our [Privacy Notice](#) regarding our request for your personal information.

**Enter the following information from your 2015 Federal Income Tax Return.** [?](#) **Required fields \***

First Name *	m	<b>These fields are pre-filled based on FAFSA response</b>
Last Name *	FSA	
Social Security Number *	*** - ** - 1415	
Date of Birth *	11 / 10 / 1980	
Filing Status * <a href="#">?</a>	Married-Filed Joint Return <input type="button" value="v"/>	
<b>Address - Must match your 2015 Federal Income Tax Return.</b> <a href="#">?</a>		
Street Address *	<input type="text"/>	
P.O. Box (Required if entered on your tax return) <a href="#">?</a>	<input type="text"/>	
Apt. Number (Required if entered on your tax return)	<input type="text"/>	
Country *	United States <input type="button" value="v"/>	
City, Town or Post Office *	<input type="text"/>	
State/U.S. Territory *	Select One <input type="button" value="v"/>	
ZIP Code *	<input type="text"/>	

Select the button below to exit the IRS system and return to your FAFSA.

By submitting this information, you certify that you are the person identified. Use of this system to access another person's information may result in civil and criminal penalties.

[IRS Privacy Policy](#)



# Parent Financial Information



[Return to FAFSA](#) | [Log Out](#) | [Help](#)

[Español](#)

## Get My Federal Income Tax Information

See our [Privacy Notice](#) regarding our request for your personal information.

Enter the following information from your 2015 Federal Income Tax Return. [?](#)

Required fields \*

First Name *	GDIT
Last Name *	data
Social Security Number *	*** - ** - 2656
Date of Birth *	01 / 01 / 1992
Filing Status * <a href="#">?</a>	Married-Filed Joint Return ▼
Address - Must match your 2015 Federal Income Tax Return. <a href="#">?</a>	
Street Address *	4050 ALPHA RD TEST
P.O. Box (Required if entered on your tax return) <a href="#">?</a>	
Apt. Number (Required if entered on your tax return)	
Country *	United States ▼
City, Town or Post Office *	farmers branch
State/U.S. Territory *	Texas (TX) ▼
ZIP Code *	75244

Select the button below to exit the IRS system and return to your FAFSA.

By submitting this information, you certify that you are the person identified. Use of this system to access another person's information may result in civil and criminal penalties.

[Return to FAFSA](#)

[Submit](#)

[IRS Privacy Policy](#)

ME ✓

# Parent Financial Information







IRS.gov


[Return to FAFSA](#) | [Log Out](#) | [Help](#)

[Español](#)

## Parent 2015 Federal Income Tax Information

The information below is your tax information that will help you answer some of the questions on the FAFSA.

	My Tax Information	FAFSA Question Numbers 
Tax Year	2015	
Name(s)	Gdit Data	
Social Security Number	*** - ** - 2656	
Filing Status	Married-Filed Joint Return	Question 82 on the FAFSA
Type of Tax Return Filed	1040	Question 81 on the FAFSA
Adjusted Gross Income	\$33,400	Question 85 on the FAFSA
Income Earned From Work 	\$35,430	Your filing status indicates you may need to split this amount and enter it in two places on the FAFSA. Parent 1: Question 88 on the FAFSA and/or Parent 2: Question 89 on the FAFSA
Income Tax	\$8,900	Question 86 on the FAFSA
IRS Exemptions	1	Question 87 on the FAFSA
Education Credits	\$5,900	Question 93a on the FAFSA
IRA Deductions and Payments	\$4,400	Question 94b on the FAFSA
Tax-Exempt Interest Income	\$4,650	Question 94d on the FAFSA
Untaxed IRA Distributions 	\$7,900	Question 94e on the FAFSA
Untaxed Pensions 	\$6,900	Question 94f on the FAFSA

 Print this page for your records before choosing an option below.

### Transfer My Tax Information into the FAFSA

- ☒ The tax information provided above will populate the answers to the appropriate FAFSA questions. After the FAFSA is populated your IRS session will end and you will return to your FAFSA. Check this box if you are choosing to transfer your information.

Transfer Now



### Do Not Transfer My Tax Information and Return to the FAFSA

- ☐ By clicking the "Do Not Transfer" button, you are choosing not to transfer your tax information electronically. Your IRS session will end and you will return to your FAFSA. You may still use this tax information to input the data into your FAFSA.

Do Not Transfer





# Parent Financial Information

Student Demographics	School Selection	Dependency Status	Parent Demographics	Financial Information	Sign & Submit	Confirmation
<div style="display: flex;"> <div style="writing-mode: vertical-rl; transform: rotate(180deg); background-color: #e0e0ff; padding: 10px; font-weight: bold; margin-right: 10px;">PARENT</div> <div> <div style="background-color: #e0e0ff; padding: 5px; border: 1px solid #ccc;">Parent Financial Information</div> <div style="border: 1px solid #ccc; padding: 10px; margin-top: 10px;"> <div style="border: 1px solid #ccc; padding: 5px; margin-bottom: 10px;"> <input checked="" type="checkbox"/> <b>You have successfully transferred your 2015 IRS tax information.</b>                      The parents' IRS tax information has been successfully transferred into this FAFSA. Questions that were populated with tax information will be marked with "Transferred from the IRS."                 </div> <p>What type of income tax return did your parents file for 2015?  <div style="border: 1px solid #ccc; padding: 2px;">IRS 1040</div> <div style="text-align: right; font-size: small;">Transferred from the IRS</div> </p> <p>What was your parents' adjusted gross income for 2015? This amount is found on IRS Form 1040-line 37.  <div style="display: flex; align-items: center;"> <div style="border: 1px solid #ccc; padding: 2px;">\$ 33,400.00</div> <div style="margin-left: 10px; font-size: small;">Transferred from the IRS</div> </div> </p> <p>Your parents' total income earned from working in 2015 was <b>transferred from the IRS</b>. This amount is the total of IRS Form 1040-lines 7+12+18.  <div style="display: flex; align-items: center;"> <div style="border: 1px solid #ccc; padding: 2px;">\$ 35,430.00</div> </div> </p> <div style="border: 1px solid #ccc; padding: 5px; margin-top: 10px;"> <p>Of the \$35,430.00, enter the amount that your parents each earned from working in 2015. <a href="#">How do I do this?</a></p> <p>Your Parent 1 (father/mother/stepparent) \$ <div style="border: 1px solid #ccc; padding: 2px;">0.00</div></p> <p>Your Parent 2 (father/mother/stepparent) \$ <div style="border: 1px solid #ccc; padding: 2px;">35,430.00</div></p> </div> <div style="border: 1px solid #ccc; padding: 5px; margin-top: 10px;"> <p>Did either (or both) of your parents file an IRS Schedule K-1 (Form 1065) for 2015?</p> <p><input type="radio"/> Yes <input checked="" type="radio"/> No</p> </div> </div> </div> <p>As of today, is either of your parents a dislocated worker?  <div style="border: 1px solid #ccc; padding: 2px;">No</div> </p> <p>In 2015 or 2016, did you, your parents, or anyone in your parents' household receive benefits from any of the federal benefits programs listed below? Check all that apply or check <b>None of the above</b>. If, at the time you are completing the FAFSA, you, your parents, or anyone in your parents' household did NOT receive any of these benefits during 2015 or 2016, but do receive any of them on or before December 31, 2016, you must return to the FAFSA and update your response.</p> <p>Answering these questions will not reduce eligibility for student aid or these programs.</p> <ul style="list-style-type: none"> <li><input type="checkbox"/> Medicaid</li> <li><input type="checkbox"/> Supplemental Security Income (SSI)</li> <li><input type="checkbox"/> Supplemental Nutrition Assistance Program (<a href="#">SNAP</a>)</li> <li><input type="checkbox"/> Free or Reduced Price School Lunch</li> <li><input type="checkbox"/> Temporary Assistance for Needy Families (<a href="#">TANF</a>)</li> <li><input type="checkbox"/> Special Supplemental Nutrition Program for Women, Infants, and Children (WIC)</li> <li><input checked="" type="checkbox"/> None of the above</li> </ul> <p>You indicated that your parents filed an IRS 1040. Were they eligible to file a 1040A or 1040EZ?  <div style="border: 1px solid #ccc; padding: 2px;">No</div> </p> <div style="display: flex; justify-content: center; margin-top: 10px;"> <div style="border: 1px solid #ccc; padding: 2px 10px; margin: 0 5px;">PREVIOUS</div> <div style="border: 1px solid #ccc; padding: 2px 10px; margin: 0 5px;">NEXT</div> </div> </div>						

### Help and Hints

**None of the above**

Select the appropriate check box if your parents or anyone in your [parents' household](#) received any of the following during 2015 or 2016:

- Medicaid
- Supplemental Security Income (SSI)
- Supplemental Nutrition Assistance Program (SNAP)
- Free or Reduced Price School Lunch
- Temporary Assistance for Needy Families (TANF)
- Special Supplemental Nutrition Program for Women, Infants, and Children (WIC)

Check None of the above if





# Parent Financial Information

When box is checked, a brief description appears and student is prompted to enter a dollar amount.

Be sure to exclude the value of the primary residence, retirement accounts, small family businesses, and personal possessions.

## 2015 Untaxed Income

- ☐ Payments to tax-deferred pension and retirement savings plans
- ☒ IRA deductions and payments to self-employed SEP, SIMPLE and Keogh  
IRA deductions and payments to self-employed SEP, SIMPLE, Keogh, and other qualified plans from IRS Form 1040-total of lines 28+32  
\$ 4,400 .00 Transferred from the IRS
- ☐ Child support received
- ☒ Tax exempt interest income  
Tax exempt interest income from IRS Form 1040-line 8b  
\$ 4,650 .00 Transferred from the IRS
- ☒ Untaxed portions of IRA distributions  
Untaxed portions of IRA distributions from IRS Form 1040-lines (15a minus 15b). Exclude rollovers. If negative, enter a zero here  
\$ 7,900 .00 Transferred from the IRS
- ☐ Untaxed portions of pensions
- ☐ Housing, food, and other living allowances paid to military, clergy, and others
- ☐ Veterans noneducation benefits
- ☐ Other untaxed income not reported such as workers' compensation or disability benefits

As of today, does the total amount of your parents' current [assets](#) exceed \$0.00?

☒ Yes ☐ No

As of today, what is your parents' total current balance of cash, savings, and checking accounts?

\$ 750 .00

As of today, what is the net worth of your parents' investments, including real estate (not your parents' home)?

\$ 8,000 .00

As of today, what is the net worth of your parents' current businesses and/or investment farms? **Don't include** a family farm or family business with 100 or fewer full-time or full-time equivalent employees.

\$ 0 .00

PREVIOUS

NEXT

## Help and Hints

### Parents' Net Worth of Businesses / Investment Farms

#### Question 92

Enter the net worth of your [parents'](#) current businesses and / or investment farms **as of today**. Net worth means current value minus debt (what is owed).

The net worth of your parents' current businesses and / or investment farms is the amount left over after deducting the debt from the value of each investment. A negative value of one investment cannot be used to reduce the value of other investments.



P  
A  
R  
E  
N  
T

# Student Financial Information

Student Demographics	School Selection	Dependency Status	Parent Demographics	Financial Information	Sign & Submit	Confirmation
<h2>Student Tax Information</h2> <p>For 2015, have you completed your IRS income tax return or another tax return?</p> <div> <div>Select</div> <div> <p>Already completed</p> <p>Will file</p> <p>Not going to file</p> </div> </div> <div> <div>PREVIOUS</div> <div>NEXT</div> </div>				<h3>Help and Hints</h3> <p><b>Student Filed 2015 Income Tax Return?</b> <b>Question 32</b></p> <p>You must select the answer that describes your tax filing status:</p> <ul style="list-style-type: none"> <li>• Already completed</li> <li>• Will file</li> <li>• Not going to file</li> </ul> <p>If you indicate you "Will file" a 2015 tax return and your 2015 income is similar to your 2014 income, use your 2014 income tax return to provide estimates for questions about your income. If your income is not similar, click <a href="#">Income Estimator</a> for assistance estimating your adjusted gross income, and answer the remaining questions about your income to the</p>		
<div> <div>NEED HELP?</div> <div>SAVE</div> <div>CLEAR ALL DATA</div> <div>VIEW FAFSA SUMMARY</div> <div>EXIT</div> </div>						



If student signed in with an FSA ID, s/he will only need to agree and click on sign!

Student Demographics	School Selection	Dependency Status	Parent Demographics	Financial Information	Sign & Submit	Confirmation
<h2>Sign &amp; Submit</h2> <div> <input checked="" type="checkbox"/> Application was successfully saved.         </div> <div> <a href="#">VIEW OR PRINT YOUR FAFSA INFORMATION</a> </div> <p>Are you a <a href="#">preparer</a>?</p> <p> <input type="radio"/> Yes           <input checked="" type="radio"/> No         </p> <h3>Student Signature</h3> <p>Student's Social Security Number <input type="text" value="XXX-XX-2581"/></p> <p>Student's last name <input type="text" value="Data"/></p> <p>Student's date of birth <input type="text" value="01/01/1994"/></p> <h3>READ BEFORE PROCEEDING</h3> <p>By signing this application electronically using your Federal Student Aid PIN, username and password, and/or any other credential or by signing a signature page and mailing it to us, YOU, THE STUDENT, certify that you:</p> <ol style="list-style-type: none"> <li>will use federal and/or state student financial aid only to pay the cost of attending an institution of higher education,</li> <li>are not in default on a federal student loan or have made satisfactory arrangements to repay it,</li> <li>do not owe money back on a federal student grant or have made satisfactory arrangements to repay it,</li> <li>will notify your school if you default on a federal student loan, and</li> <li>will not receive a Federal Pell Grant from more than one school for the same</li> </ol> <p>I, the student, agree to the terms outlined above.</p> <p> <input type="radio"/> Agree           <input checked="" type="radio"/> Disagree         </p> <div> <a href="#">SIGN</a> </div>					<h2>Help and Hints</h2> <h3>Are you a preparer?</h3> <p>A preparer is anyone who charges a fee for helping you fill out your FAFSA.</p> <p>Typically high school counselors, school financial aid administrators, or other mentors do not charge a fee to help you complete your application, so they are not considered preparers unless you paid them for their services.</p> <p>If you are a preparer, select <b>Yes</b>.</p>	



# Signature Page

Indicate which parent is going to sign and information will pre-fill.

## Parent Signature

Are you signing as the student's Parent 1 (father/mother/stepparent), or Parent 2 (father/mother/stepparent)?

☐ Parent 1 (Father/Mother/Stepparent) ☐ Parent 2 (Father/Mother/Stepparent)

### READ BEFORE PROCEEDING

By signing this application electronically using your Federal Student Aid PIN, username and password, and/or any other credential or by signing a signature page and mailing it to us, YOU, THE PARENT, certify that all of the information you provided is true and complete to the best of your knowledge and you agree, if asked:

1. to provide information that will verify the accuracy of your completed form
2. to provide U.S. or state income tax forms that you filed or are required to file.

You also certify that you understand that the Secretary of Education has the authority to verify information reported on your application with the Internal Revenue Service and other federal agencies.

I, the parent, agree to the terms outlined above.

☐ Agree ☒ Disagree

What is your (the parent's) FSA ID?

Do not enter the FSA ID if you are not the parent.

FSA ID Username or Verified E-mail Address

FSA ID Password

[Other options to sign and submit](#)

**SIGN**

[Create an FSA ID](#)

[Forgot Username](#)

[Forgot Password](#)

Parent can link to "Create an FSA ID" if parent doesn't have one yet.

Submit the FAFSA!!

**PREVIOUS**

**SUBMIT MY FAFSA NOW**

**NEED HELP?**

**SAVE**

**CLEAR ALL DATA**

**VIEW FAFSA SUMMARY**

**EXIT**

Works for ME ✓



# Confirmation Page

## 2017-2018 Confirmation Page



Your confirmation page has been sent to you at the e-mail address: abc@fsa.gov

[PRINT THIS PAGE](#)

**Confirmation Number:** F 00000089401 08/11/2016 19:13:12  
**Data Release Number (DRN):** 7910

**Congratulations, GDIT!** Your FAFSA was successfully submitted to Federal Student Aid.



**Does your brother or sister need to complete a FAFSA?** If so, you can [transfer your parents' information into a new FAFSA](#) for your brother or sister to save time. Your parents will have to provide a signature again, but that's all.



### What Happens Next

- You will receive an e-mail version of this page.
- In 3-5 business days, you will receive an e-mail notifying you that your FAFSA was processed.
- Your FAFSA information will be made available to your school(s), and they will use it to determine the aid you may be eligible to receive.
- Your school(s) will contact you if they need more information or when they are ready to discuss your financial aid award.
- If you have questions about your financial aid package, contact your school(s).

School(s) on your FAFSA:

School Name	Graduation Rate	Retention Rate	Transfer Rate	Additional Information from <a href="#">College Navigator</a>
UNIVERSITY OF IOWA	70%	86%	24%	NA
NORTHWESTERN UNIV	93%	97%	NA	NA
UNIVERSITY OF HOUSTON	48%	86%	20%	NA



### Eligibility Information

**Estimated Expected Family Contribution (EFC)** = 018681

The EFC is a measure of how much you can contribute to the cost of your education. Schools use your EFC to determine your federal student aid eligibility.

The EFC is not how much aid you will receive or how much you have to pay for college.

Based on the [eligibility criteria](#), you may be eligible for the following:

**Direct Stafford Loan** Estimate - \$6,500.00

You may also be eligible to receive other federal, state, or institutional grants, scholarships, and/or work-study.

In addition, you should learn about [federal tax benefits for education](#), including the American Opportunity Tax Credit (AOTC).

For more questions, visit [www.fafsa.gov](http://www.fafsa.gov) and click the "Help" icon on the FAFSA home page.

[TAKE A SURVEY](#)

[EXIT](#)

If parent has another student that needs to complete a FAFSA, click here.

Only Pell and Direct Loan eligibility will be listed – all other types can only be determined by the individual schools

EFC is provided here.



# My FAFSA page after processing

STUDENT

**My FAFSA**

**Welcome, SOME GUY!**

2017-2018
2016-2017

**Current Application Status: Processed Successfully**

Congratulations, your FAFSA was successfully processed.

**What Happens Next**

- Your FAFSA information was made available to the school(s) you listed on your FAFSA.
- Your school(s) will use your FAFSA information to determine the aid you may be eligible to receive.
- Your school(s) will contact you if they need more information or to discuss your financial aid award.
- If you have questions about your financial aid package contact your school(s).

---

You can also:

- [View or Print your Student Aid Report \(SAR\)](#)
- [Make FAFSA Corrections](#) to make a change, add a school, or transfer IRS data into your FAFSA

**Original Application**  
Submitted: 10/01/2016  
Processed: 01/01/2017

**FSA ID**

**FSA ID Status:**  
[User Account Management](#)  
You can use your FSA ID to sign your FAFSA electronically or make corrections to your FAFSA.

Create a shareable file with some of your student information.  
[Learn More](#)

Last Time, Date FSA ID Used: 1:10, 08/15/2016

NEED HELP?


Click here to make updates and/or corrections.

Application status

Click here to view Student Aid Report (SAR).




## Special Circumstances



**Federal Student Aid**  
An OFFICE of the U.S. DEPARTMENT of EDUCATION

PROUD SPONSOR of  
the AMERICAN MIND®

**FAFSA®**  
Free Application for Federal Student Aid

 Help

Student Demographics

School Selection

Dependency Status

Parent Demographics

Financial Information

Sign & Submit

Confirmation

STUDENT

### Dependency Status Results

Based on your answers to the dependency status questions, **you are considered a dependent student. This means you must provide parental information.** Select "I will provide parental information" and click **Next** to continue to Parent Demographics.

**If you have a special circumstance and are unable to provide parental information,** under very limited circumstances, you may be able to submit your FAFSA without parental information. Select "I am unable to provide parental information" and click **Next** to get additional information.

☒ I will provide parental information  
☐ I am unable to provide parental information

### Help and Hints

#### Dependency Status Results

For dependent students, a special circumstance is a situation that exists between the student applicant and his or her parent(s) which prevents the student from providing parental information.

Select **I will provide parental information** to continue to Parent Demographics.

Select **I am unable to provide parental information** to get additional information about special circumstances.

Site Last Updated: Sunday, September 25, 2016

Privacy

Download [Adobe Reader](#)

Student Demographics	School Selection	Dependency Status	Parent Demographics	Financial Information	Sign & Submit	Confirmation
----------------------	------------------	-------------------	---------------------	-----------------------	---------------	--------------

**S**  
**T**  
**U**  
**D**  
**E**  
**N**  
**T**

### Special Circumstances

**Important:** You told us that you think you have a special circumstance and are unable to provide parental information. Before we allow you to proceed and skip the parental section of your FAFSA we must advise you of the following:

Under Federal law to the extent your family is able, they are primarily responsible for paying for your college expenses. To determine how much your family can afford to pay towards your college expenses, we must collect your financial information and your parents' financial information.

**However, Federal law allows for some exceptions, if you have a special circumstance.** The following are examples of some special circumstances where you may submit your FAFSA without providing parental information:

- Your parents are incarcerated; or
- You have left home due to an abusive family environment; or
- You do not know where your parents are and are unable to contact them (and you have not been adopted).

**But not all situations are considered a special circumstance.** The following are situations that would **not** be considered a special circumstance:

- Your parents do not want to provide their information on your FAFSA; or
- Your parents refuse to contribute to your college expenses; or
- Your parents do not claim you as a dependent on their income taxes; or
- You do not live with your parents.

Now that you have reviewed the information above, select one of the following options and click **Next** to continue.

☐ I will provide parental information  
☒ I have a special circumstance and I am unable to provide parental information  
☐ I do not have a special circumstance but I am unable to provide parental information

[PREVIOUS](#)
[NEXT](#)

[NEED HELP?](#)
[SAVE](#)
[CLEAR ALL DATA](#)
[VIEW FAFSA SUMMARY](#)
[EXIT](#)

### Help and Hints

#### Special Circumstances

Select **I will provide parental information** to continue to Parent Demographics.

Select **I have a special circumstance and I am unable to provide parental information** if you believe you have a special circumstance.

Select **I do not have a special circumstance but I am unable to provide parental information** if you do not have a special circumstance but cannot provide parental information.



Help

SEARCH

Student  
Demographics

School  
Selection

Dependency  
Status

Parent  
Demographics

Financial  
Information

Sign &  
Submit

Confirmation

## Unable to Provide Parental Information

You told us that you are unable to provide parental information. Review the following to continue.

You may submit your FAFSA without parental information. However, we will not calculate your Expected Family Contribution (EFC), which is the index used by colleges to determine how much student aid you are eligible to receive. In order to find out how much student aid you are eligible to receive, **you must follow up with the financial aid administrator at the college you plan to attend.**

If you are approaching any deadlines for your state, college, or scholarship aid, you may want to contact your financial aid administrator **before** submitting your FAFSA without parental data.

Once you submit your FAFSA without parental data, you must follow up with the financial aid administrator at the college you plan to attend, in order to complete your FAFSA and receive an EFC.

Under Federal law, only your financial aid administrator has the authority to decide whether or not you must provide parental information on your FAFSA.

**You will have to provide documentation to verify your situation.** Gather as much written evidence of your situation as you can. Written evidence may include court or law enforcement documents, letters from a clergy member, school counselor or social worker, and/or any other relevant data that explains your special circumstance.

Select one of the following options and click **Next** to continue.

- ☒ I am unable to provide parental information and acknowledge that I must follow up with my financial aid administrator
- ☐ I will provide parental information

PREVIOUS

NEXT

NEED HELP?

SAVE

CLEAR ALL DATA

VIEW FAFSA SUMMARY

EXIT

## Help and Hints

### Unable to Provide Parental Information

Select **I am unable to provide parental information and acknowledge that I must follow up with my financial aid administrator** to confirm that you will not provide parental information on your FAFSA. When you click **Next**, you will skip questions about your parents and go directly to the next set of student questions.

Select **I will provide parental information** to continue to Parent Demographics.

STUDENT

## Special Circumstances – Unsubsidized Loan Only

Help

Student Demographics

School Selection

Dependency Status

Parent Demographics

Financial Information

Sign & Submit

Confirmation

STUDENT

### Dependency Status Results

Based on your answers to the dependency status questions, **you are considered a dependent student. This means you must provide [parental](#) information.** Select "I will provide parental information" and click **Next** to continue to Parent Demographics.

**If you have a special circumstance and are unable to provide parental information,** under very limited circumstances, you may be able to submit your FAFSA without parental information. Select "I am unable to provide parental information" and click **Next** to get additional information.

☒ I will provide parental information  
☐ I am unable to provide parental information

NEED HELP?

SAVE

CLEAR ALL DATA

VIEW FAFSA SUMMARY

EXIT

### Help and Hints

#### Dependency Status Results

For dependent students, a special circumstance is a situation that exists between the student applicant and his or her parent(s) which prevents the student from providing parental information.

Select **I will provide parental information** to continue to Parent Demographics.

Select **I am unable to provide parental information** to get additional information about special circumstances.

Site Last Updated: Sunday, September 25, 2016

Download [Adobe Reader](#)

Privacy

## Special Circumstances

**Important:** You told us that you think you have a special circumstance and are unable to provide parental information. Before we allow you to proceed and skip the parental section of your FAFSA we must advise you of the following:

Under Federal law to the extent your family is able, they are primarily responsible for paying for your college expenses. To determine how much your family can afford to pay towards your college expenses, we must collect your financial information and your parents' financial information.

**However, Federal law allows for some exceptions, if you have a special circumstance.** The following are examples of some special circumstances where you may submit your FAFSA without providing parental information:

- Your parents are incarcerated; or
- You have left home due to an abusive family environment; or
- You do not know where your parents are and are unable to contact them (and you have not been adopted).

**But not all situations are considered a special circumstance.** The following are situations that would **not** be considered a special circumstance:

- Your parents do not want to provide their information on your FAFSA; or
- Your parents refuse to contribute to your college expenses; or
- Your parents do not claim you as a dependent on their income taxes; or
- You do not live with your parents.

Now that you have reviewed the information above, select one of the following options and click **Next** to continue.

- ☐ I will provide parental information
- ☐ I have a special circumstance and I am unable to provide parental information
- ☒ I do not have a special circumstance but I am unable to provide parental information

[PREVIOUS](#)
[NEXT](#)
[NEED HELP?](#)
[SAVE](#)
[CLEAR ALL DATA](#)
[VIEW FAFSA SUMMARY](#)
[EXIT](#)

## Help and Hints

### Special Circumstances

Select **I will provide parental information** to continue to Parent Demographics.

Select **I have a special circumstance and I am unable to provide parental information** if you believe you have a special circumstance.

Select **I do not have a special circumstance but I am unable to provide parental information** if you do not have a special circumstance but cannot provide parental information.



Help

Student Demographics

School Selection

Dependency Status

Parent Demographics

Financial Information

Sign & Submit

Confirmation

STUDENT

Unsubsidized Loan Only

Students that do not have a special circumstance and are unable to provide parental information normally do not qualify for federal student aid.

However, in situations where **your parent refuses to provide their information on the FAFSA and refuses to provide you with any financial support**, there is an exception that allows a student to submit the FAFSA without parental information and **receive an Unsubsidized Stafford Loan only**.

If you would like to contact the financial aid administrator at your college about receiving only the Unsubsidized Stafford loan, select "I am submitting my FAFSA to apply for an unsubsidized loan only" and click **Next** to get additional information.

If you will be providing parental information, select "I will provide parental information" and click **Next** to continue.

☐ I will provide parental information
 ☒ I am submitting my FAFSA to apply for an unsubsidized loan only

Help and Hints

Unsubsidized Loan Option

Select **I will provide parental information** to continue to Parent Demographics.

Select **I am submitting my FAFSA to apply for an unsubsidized loan only** to get additional information.

Site Last Updated: Sunday, September 25, 2016

Privacy

Download [Adobe Reader](#)

Student Demographics	School Selection	Dependency Status	Parent Demographics	Financial Information	Sign & Submit	Confirmation
----------------------	------------------	-------------------	---------------------	-----------------------	---------------	--------------

**STUDENT**

### Unable to Provide Parental Information

**You told us that you are unable to provide parental information. Review the following to continue.**

You may submit your FAFSA without parental information. However, we will not calculate your Expected Family Contribution (EFC), which is the index used by colleges to determine how much student aid you are eligible to receive. In order to find out how much student aid you are eligible to receive, **you must follow up with the financial aid administrator at the college you plan to attend.**

If you are approaching any deadlines for your state, college, or scholarship aid, you may want to contact your financial aid administrator **before** submitting your FAFSA without parental data.

Once you submit your FAFSA without parental data, you must follow up with the financial aid administrator at the college you plan to attend, in order to complete your FAFSA and receive an EFC.

Under Federal law, only your financial aid administrator has the authority to decide whether or not you must provide parental information on your FAFSA.

**You will have to provide documentation to verify your situation.** Generally, you must submit a written statement from your parents stating that they refuse to complete the FAFSA and that they do not and will not provide you with any financial support.

After reviewing your circumstances carefully, **your financial aid administrator will decide** if you must provide parental information or if your circumstances allow you to proceed without providing parental data. **Your financial aid administrator's decision is final** and cannot be appealed to Federal Student Aid.

Select one of the following options and click **Next** to continue.

- ☒ I am unable to provide parental information and acknowledge that I must follow up with my financial aid administrator
- ☐ I will provide parental information

[PREVIOUS](#)
[NEXT](#)

[NEED HELP?](#)
[SAVE](#)
[CLEAR ALL DATA](#)
[VIEW FAFSA SUMMARY](#)
[EXIT](#)

### Help and Hints

#### Unable to Provide Parental Information

Select **I am unable to provide parental information and acknowledge that I must follow up with my financial aid administrator** to confirm that you will not provide parental information on your FAFSA. When you click **Next**, you will skip questions about your parents and go directly to the next set of student questions.

Select **I will provide parental information** to continue to Parent Demographics.

Site Last Updated: Sunday, September 25, 2016

Download [Adobe Reader](#)

Privacy

# Homeless Circumstance

## Certain Homeless Circumstance

## Dependency Determination



Application was successfully saved.

Were you born before January 1, 1994?

☐ Yes ☒ No

As of today, are you married?

☐ Yes ☒ No

At the beginning of the 2017-2018 school year, will you be working on a master's or doctorate program (such as an MA, MBA, MD, JD, PhD, EdD, or graduate certificate, etc.)?

☐ Yes ☒ No

Do you now have or will you have children who will receive more than half of their support from you between July 1, 2017 and June 30, 2018?

☐ Yes ☒ No

Do you have dependents (other than your children or spouse) who live with you and who receive more than half of their support from you, now and through June 30, 2018?

☐ Yes ☒ No

Are you currently serving on active duty in the U.S. Armed Forces for purposes other than training?

☐ Yes ☒ No

Are you a veteran of the U.S. Armed Forces?

☐ Yes ☒ No

At any time since you turned age 13, were both your parents deceased, were you in foster care, or were you a dependent or ward of the court?

☐ Yes ☒ No

As determined by a court in your state of legal residence, are you or were you an emancipated minor?

☐ Yes ☒ No

Does someone other than your parent or stepparent have legal guardianship of you, as determined by a court in your state of legal residence?

☐ Yes ☒ No

On or after July 1, 2016, were you homeless or were you self-supporting and at risk of being homeless?

☒ Yes ☐ No

At any time on or after July 1, 2016, did your high school or school district homeless liaison determine that you were an unaccompanied youth who was homeless or were self-supporting and at risk of being homeless?

☐ Yes ☒ No

At any time on or after July 1, 2016, did the director of an emergency shelter or transitional housing program funded by the U.S. Department of Housing and Urban Development determine that you were an unaccompanied youth who was homeless or were self-supporting and at risk of being homeless?

☐ Yes ☒ No

At any time on or after July 1, 2016, did the director of a runaway or homeless youth basic center or transitional living program determine that you were an unaccompanied youth who was homeless or were self-supporting and at risk of being homeless?

☐ Yes ☒ No

## Help and Hints

## Is Student Homeless or At Risk of Being Homeless?

Select **Yes** if any time after July 1, 2016, you were homeless or were self-supporting and at risk of being homeless.Select **No** if you are not homeless or at risk of being homeless.

- **Homeless** means lacking fixed, regular and adequate housing.
- You may be homeless if you are living in shelters, parks, motels, hotels, public spaces, camping grounds, cars, abandoned buildings, or temporarily living with other people because you have nowhere else to go. Also, if you are living in any of these situations and

Help

Student Demographics

School Selection

Dependency Status

Parent Demographics

Financial Information

Sign & Submit

Confirmation

### Homeless or at Risk of Being Homeless

You indicated that you are homeless or at risk of being homeless and you answered "no" to all of the specific homeless questions.

However, your financial aid administrator can decide that you meet both of the following conditions necessary to be considered homeless and, therefore, do not need to provide parental information:

- You are homeless**, which means you are lacking fixed, regular and adequate housing, which includes living in shelters, parks, motels, hotels, public spaces, camping grounds, cars, abandoned buildings, or temporarily living with other people because you had nowhere else to go. Also, if you are living in any of these situations and fleeing an abusive parent you may be considered homeless even if your parent would otherwise provide a place to live; and
- You are unaccompanied**, which means you are not living in the physical custody of your parent or guardian.

If you believe that you meet these conditions and would like to follow up with the financial aid administrator at the college you plan to attend, select "I am unaccompanied and either homeless or at risk of being homeless" and click **Next** to get additional information.

If you do not meet the above conditions and will therefore be providing parental information, select "I will provide parental information" and click **Next** to continue.

☐ I am unaccompanied and either homeless or at risk of being homeless  
☒ I will provide parental information

### Help and Hints

#### Homeless or at Risk of Being Homeless

Select **I am unaccompanied and either homeless or at risk of being homeless** to get additional information.

Select **I will provide parental information** to continue to Parent Demographics.



SEARCH

Student  
Demographics

School  
Selection

Dependency  
Status

Parent  
Demographics

Financial  
Information

Sign &  
Submit

Confirmation

## Unable to Provide Parental Information

You told us that you are or are at risk of being homeless. Review the following to continue.

You may submit your FAFSA without parental information. However, we will not calculate your Expected Family Contribution (EFC), which is the index used by colleges to determine how much student aid you are eligible to receive. In order to find out how much student aid you are eligible to receive, **you must follow up with the financial aid administrator at the college you plan to attend.**

Only your financial aid administrator can make the determination that you meet the homeless conditions and are therefore not required to provide parental information.

**If you are able** to get written evidence of your situation from people like school counselors, social workers, service providers, or clergy, you should provide this information to your financial aid administrator.

**If you are not able** to obtain written evidence of your homeless status, your financial aid administrator may make a determination about your status based on a documented interview with you. After reviewing your circumstances carefully, your financial aid administrator will decide if you meet the homeless conditions.

Remember, we will not calculate your EFC until you have received a determination of homeless status from your financial aid administrator. You should be aware of any approaching deadlines for your state, college, or scholarship aid.

Select one of the following options and click **Next** to continue.

- ☒ I am unable to provide parental information and acknowledge that I must follow up with my financial aid administrator
- ☐ I will provide parental information

PREVIOUS

NEXT

NEED HELP?

SAVE

CLEAR ALL DATA

VIEW FAFSA SUMMARY

EXIT

## Help and Hints

### Unable to Provide Parental Information

Select **I am unable to provide parental information and acknowledge that I must follow up with my financial aid administrator** to confirm that you will not provide parental information on your FAFSA. When you click **Next**, you will skip questions about your parents and go directly to the next set of student questions.

Select **I will provide parental information** to continue to Parent Demographics.



# Questions?

## Finance Authority of Maine

5 Community Drive

P.O. Box 949

Augusta, ME 04332

1-800-228-3734

TTY: 207-626-2717

[education@FAMEmaine.com](mailto:education@FAMEmaine.com)

[FAMEmaine.com](http://FAMEmaine.com)



*Works for ME* ✓